

«Электронные ресурсы для обучения детей Правилам дорожного движения». (презентации)


The traffic rules in Russia



Дорожные знаки


Люпина Наталья Михайловна Учитель английского языка МБОУ СОШ №29

Для учащихся 5-6 классов



Цель урока: научить обучающихся составлять инструкцию (памятку) по безопасности движения, высказываться по теме «Правила дорожного движения».

Задачи:

1. Активизировать употребление лексики по теме «Правила дорожного движения», «Дорожные знаки» и модального глагола «мочь».
 2. Совершенствовать навыки чтения и говорения по теме «Правила уличного движения».
 3. Развивать умение работать в группе, развивать чувство взаимопомощи.
- 

Learn new words



traffic lights



traffic sign



zebra crossing



pavement




pedestrian



seat belt

Traffic lights



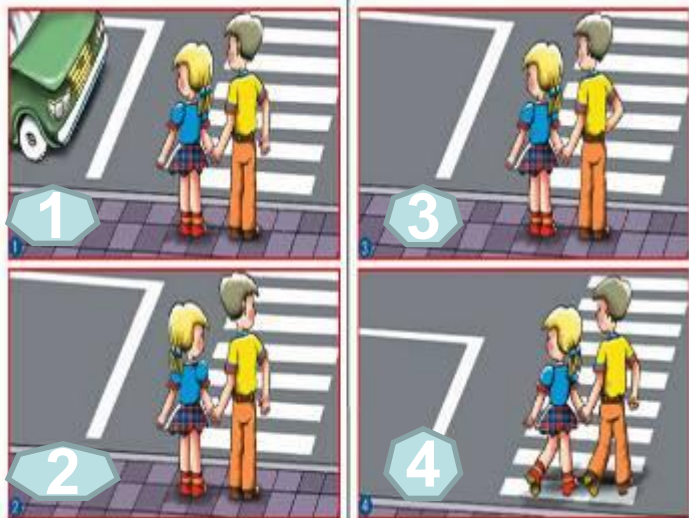

Red light
means “*stay*”.

Yellow light
means “*wait*”.

Green light
means “*go*”.

On the street

- *We should cross the street at the zebra crossing.*
- *Pedestrians have to move on the pavement.*



- *When we cross the street we should first look left, then right .*

In the car

- Always sit in the back seat if you are under 12 years old.
- Wear a seat belt.
- Don't play with the car door handles.



- Always use the door on the pavement side to get out of the car.

On the bus



- *Stand well back until the bus has stopped completely.*
- *Sit down on your seat quietly and quickly.*
- *Don't lean out of the window.*
- *Don't wave from the window.*
- *If there aren't free seats, use handgrip.*

When you ride your bike

- *Make sure your bike is in good working condition.*
- *Wear a bicycle helmet.*
- *Ride with the flow of traffic, not against it.*
- *Wear bright clothes in daytime.*
- *Never carry a second person on your bike.*



Traffic signs

Choose the right verb.



You **can** \ **can't**
park here.



You **can** \ **can't**
go here.



You **can** \ **can't**
drive at 25 mph.



You **can** \ **can't**
go straight.



You **can** \ **can't**
cross the street.



You **can** \ **can't**
turn left.



stop

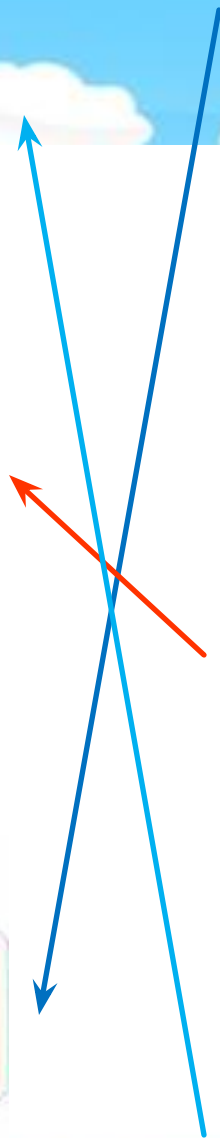
parking



no cycling

no way

bus-stop

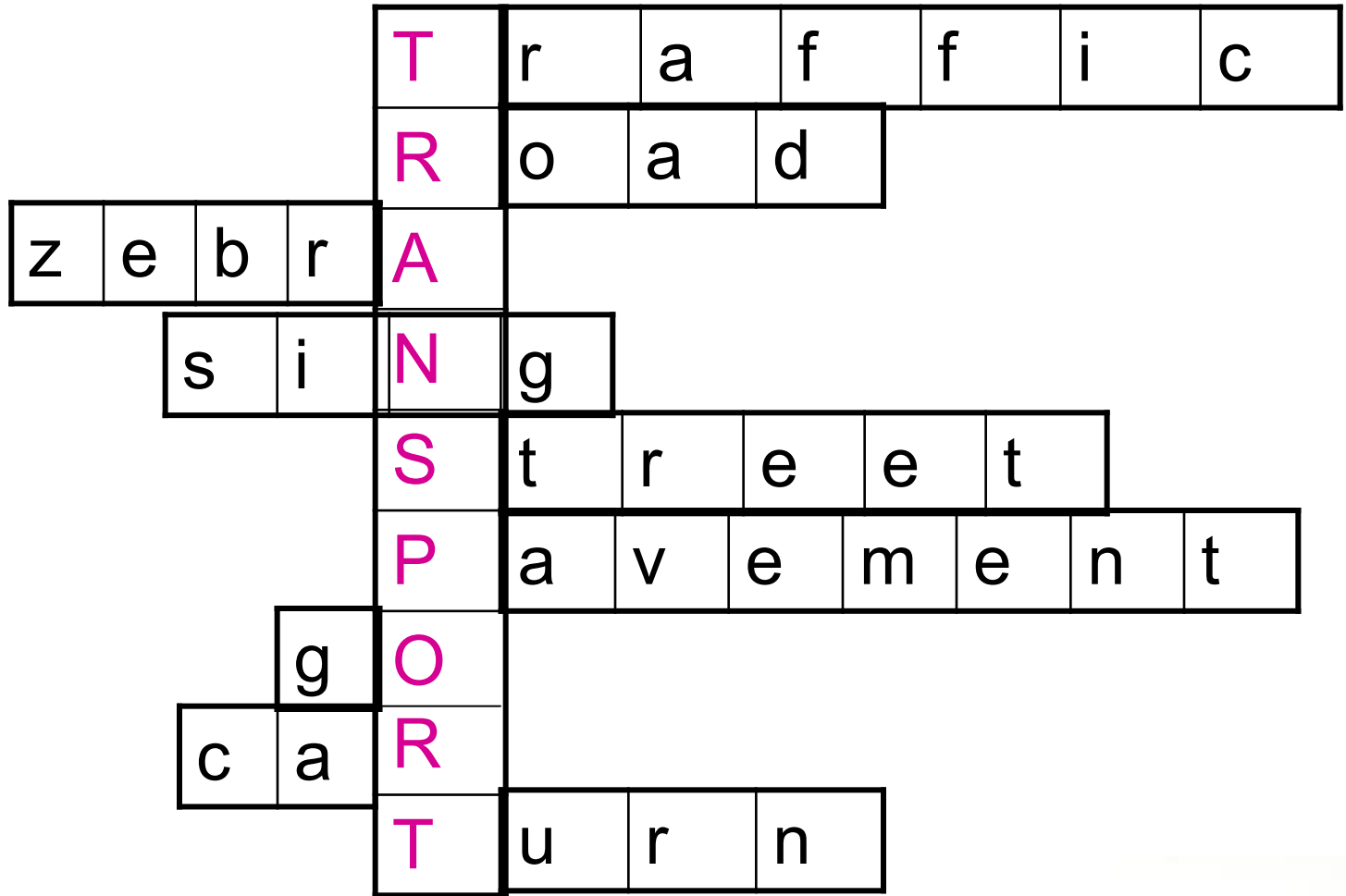
zebra crossing





Where should be these traffic signs?

Check!



**R
E
M
E
M
B
E
R!**



Look to the left,
Look to the right,
Then look up
And check the light.

We should cross
the street when
the light is green.

We should cross
the street at the
crossing.



Use a seat belt!!



Wear a
bicycle
helmet!



When we cross the street
we should first
look left, then right.

**D
O
N'
T
F
O
R
G
E
T!**

