



Road safety



parking zone



traffic warden



pavement



seat belt



pedestrian



traffic light

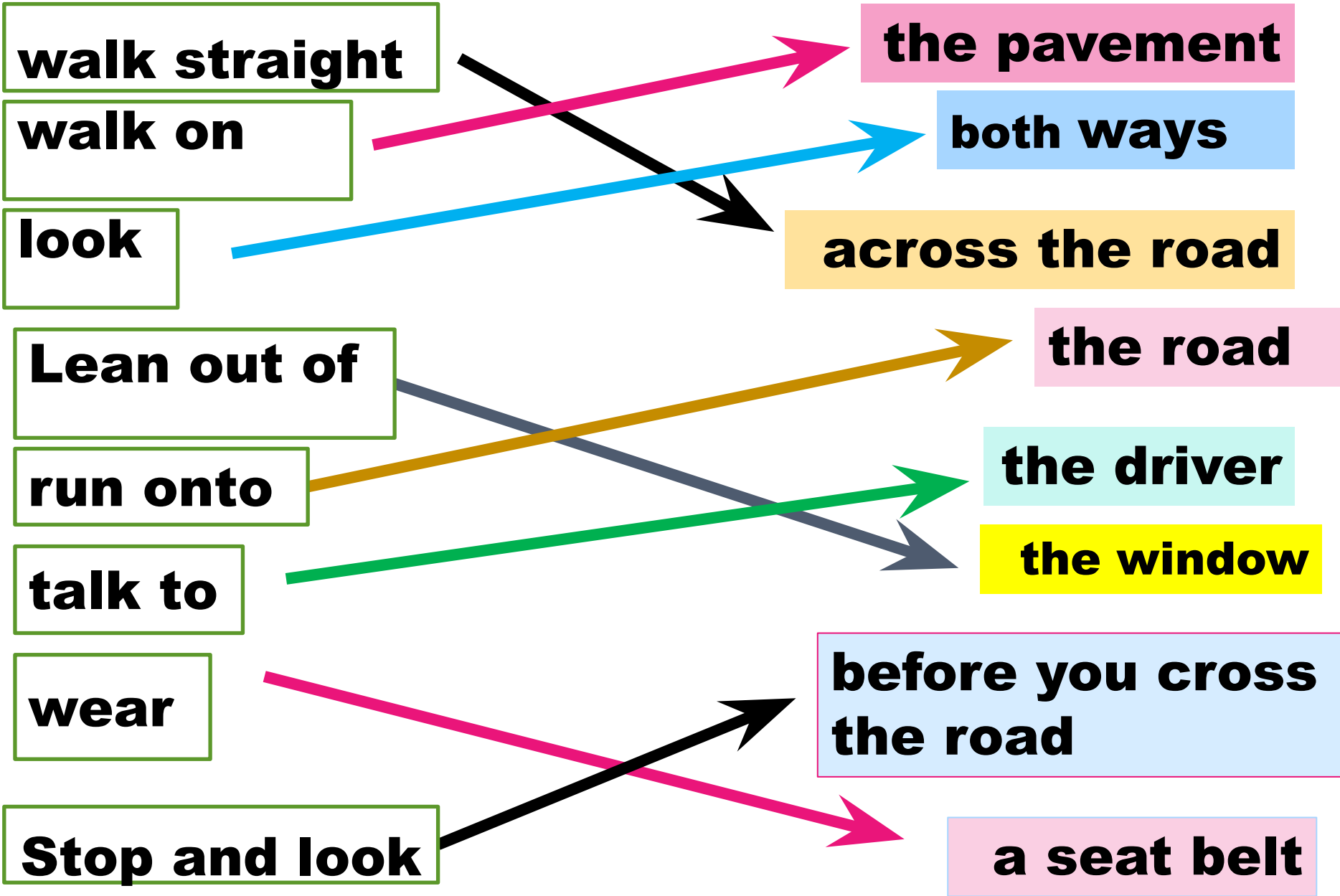


traffic sign



zebra crossing

Make phrases

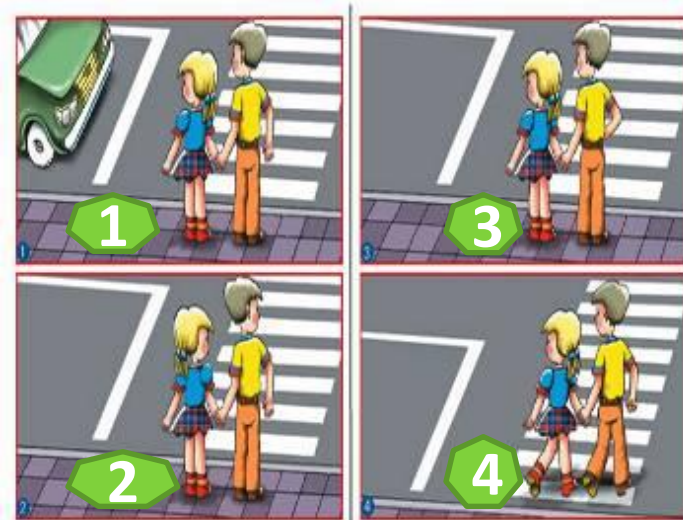


Аудирование

On the street

We should cross the street at the zebra crossing.

Pedestrians have to move on the pavement.



When we cross the street we should first look left, then right

In the car



Always sit in the back seat if you are under 12 years old.

Wear a seat belt.

Don't play with the car door handles.

Always use the door on the pavement side to get out of the car.



On the bus



*Don't talk to **the driver**.*

Don't lean out of the window.

If there aren't free seats, use handgrip.

Sit down on your seat quietly and quickly.

When you ride your bike

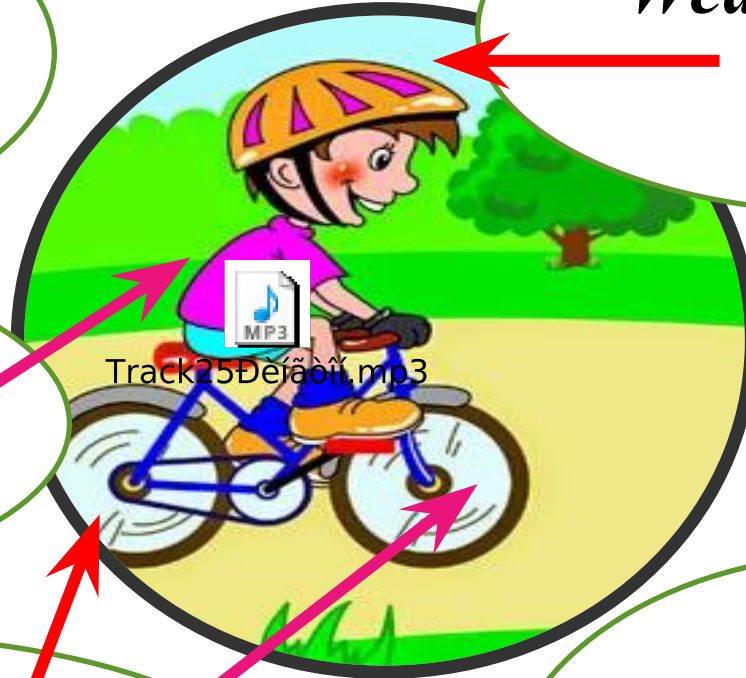
Never carry a second person on your bike

Wear a bicycle helmet

Wear bright clothes in daytime

Make sure your bike is in good working condition

Ride with the flow of traffic, not against it.



Физкультминутка

It's safe

It's dangerous

wear a seat belt	cross between parked cars
walk straight across the road	talk to the driver
walk on the pavement	push others when you enter the bus
look both ways when you cross the road	lean out of the window
look for a zebra crossing	run onto the road

Giving instructions

1. When you ride a bike	<i>a) Wear a seat belt. Sit in the back if you are under 12.</i>
2. When you travel in a car	<i>b) Look both ways before crossing. Don't run onto the road.</i>
3. When you travel on a bus	<i>c) Wear a bicycle helmet. Never carry a second person. Make sure your bike is in a good condition.</i>
4. When you on the street	<i>d) Don't talk to the driver don't lean out of the window.</i>

1-c, 2-a, 3-d, 4-b

Giving instructions

1. When you ride a bike

***. c) Wear a bicycle helmet.
Never carry a second person.
Make sure your bike is in a good condition.***

2. When you travel in a car

***a) Wear a seat belt.
Sit in the back if you are under 12***

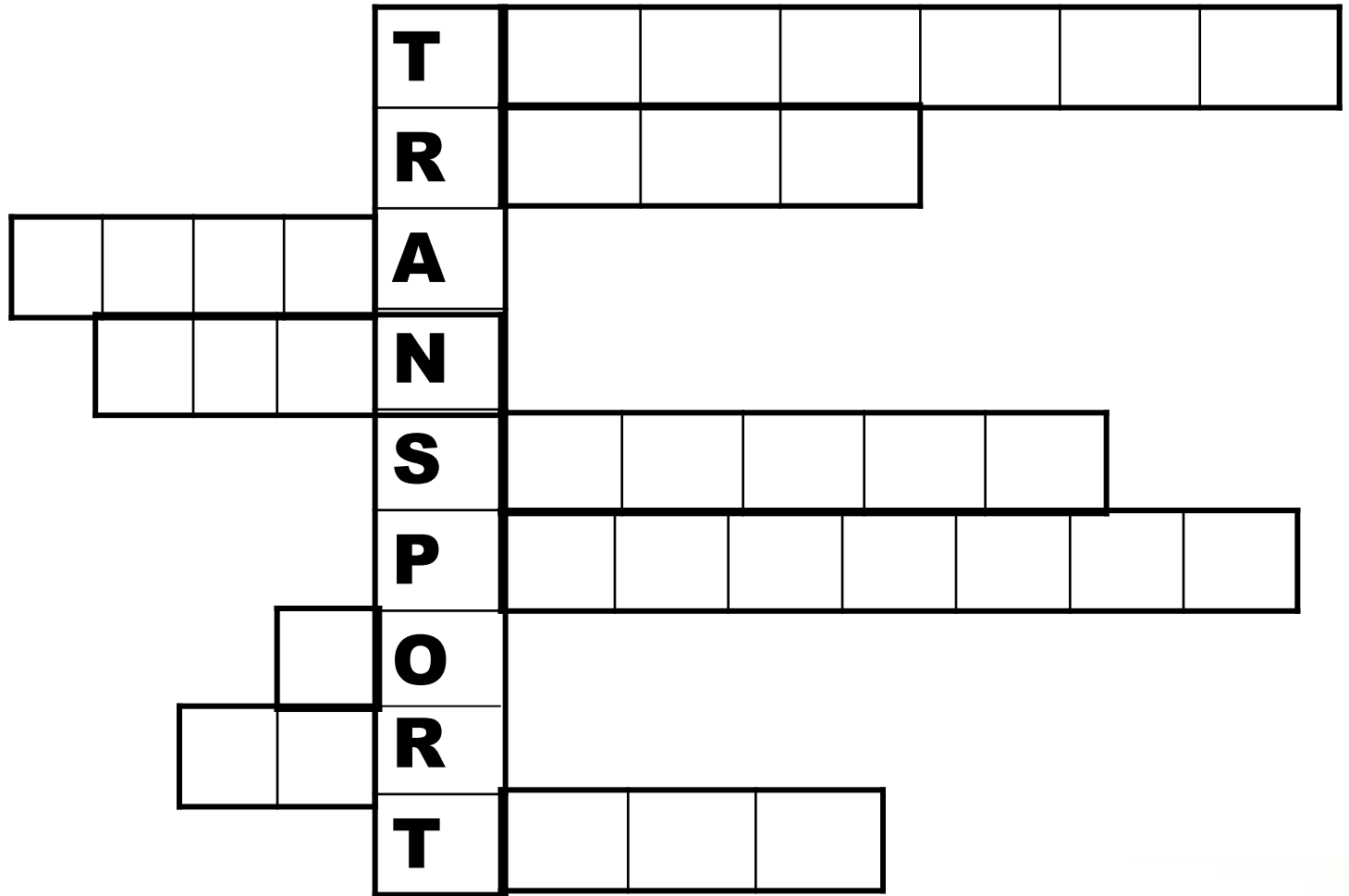
3. When you travel on a bus

***d) Don't talk to the driver
Don't lean out of the window.***

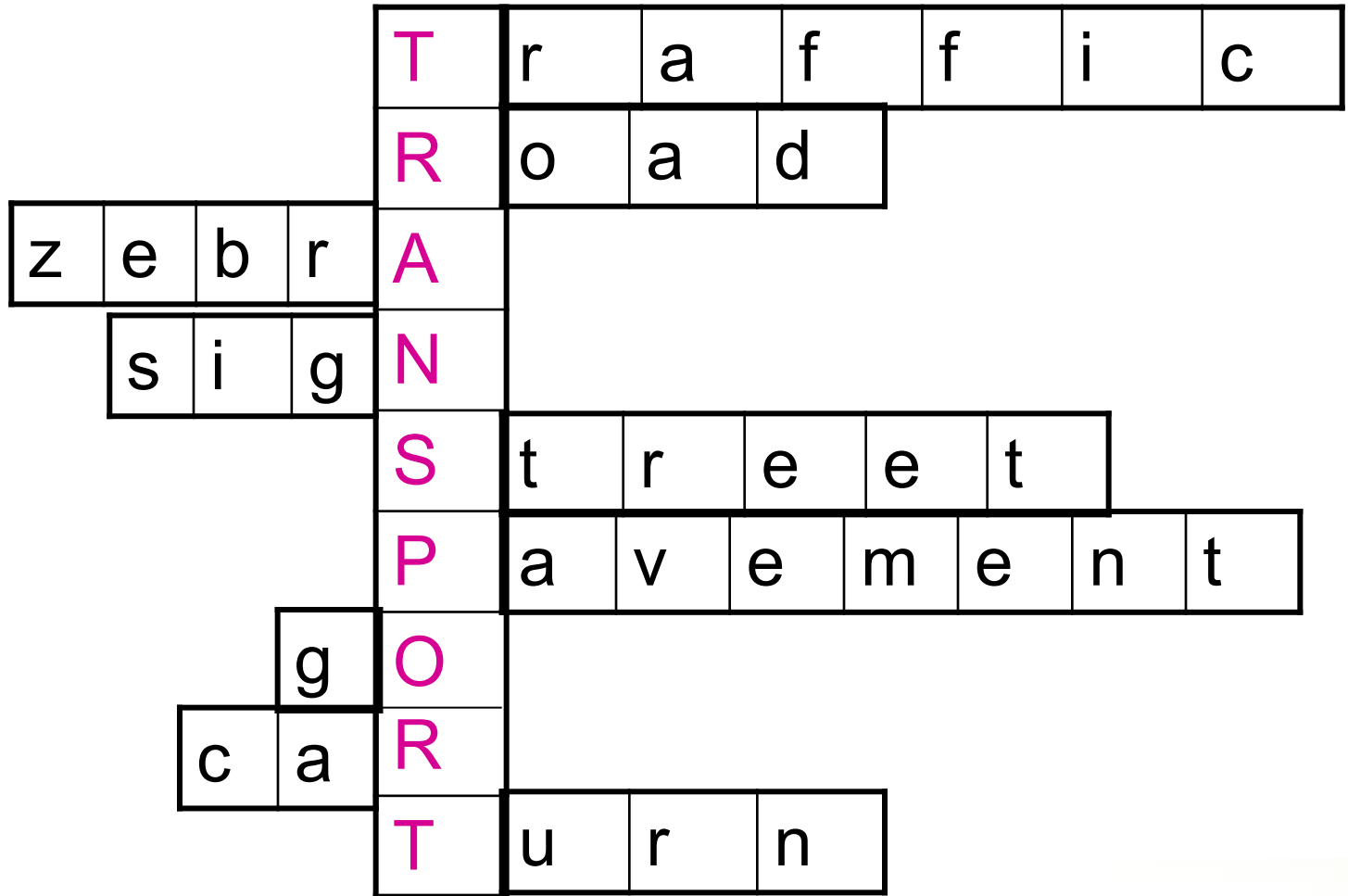
4. When you on the street

b) Look both ways before crossing. Don't run onto the road

Do a crossword!



Check!



lollipop lady — lollipop .lady lollipop .man n BrE
someone whose job is to help children cross a
road safely on their way to school

A "school crossing patrol officer" I think



Теперь я знаю....

Now I know...

Теперь я умею\могу..

Now I can...

Мне было трудно ...

It was difficult

Мне было интересно...

It was interesting...


**Twinkle, twinkle, traffic light
Standing on the corner bright.**



Green means go, we all know



Yellow means wait, even if you are late



Red means stop.



**Twinkle, twinkle, traffic light
Standing on the corner bright.**

**Twinkle, [redacted], traffic [redacted]
Standing on the corner bright.**



[redacted] means go, we all know



Yellow [redacted] wait, even if you are late



Red [redacted] stop.



**[redacted], twinkle, [redacted] light
Standing [redacted] bright.**


Twinkle, [redacted], [redacted] [redacted]
Standing on the corner [redacted].



[redacted] means [redacted] we all know



[redacted] [redacted] wait, [redacted] even if [redacted] late



Red [redacted] stop.



[redacted], twinkle, [redacted] light
[redacted] [redacted] bright.

[] [] [] []

Standing on the corner


[]



[]

means

[]




we all know

[]

[]

wait,



even if

[]

late

[]

[]

stop.



[]

, twinkle,

[]

light

[]


[]

bright.


[] [] [] []
Standing [] corner []



[] **means [] [] all know**



[] [] **wait, [] even if [] late**



[] [] []



[] **, twinkle, [] light**
[] **bright.**

[] [] , [] []
Standing [] corner []



[] [] []  [] **all know**

[] [] **wait,**  **even if [] late**

[] [] []



[] , **twinkle,** [] []

[] [] **bright.**