



Сабақтың презентациясы

Тақырыбы:

“My school day” (6th grade)

Авторы: Алпысбаева А.К.






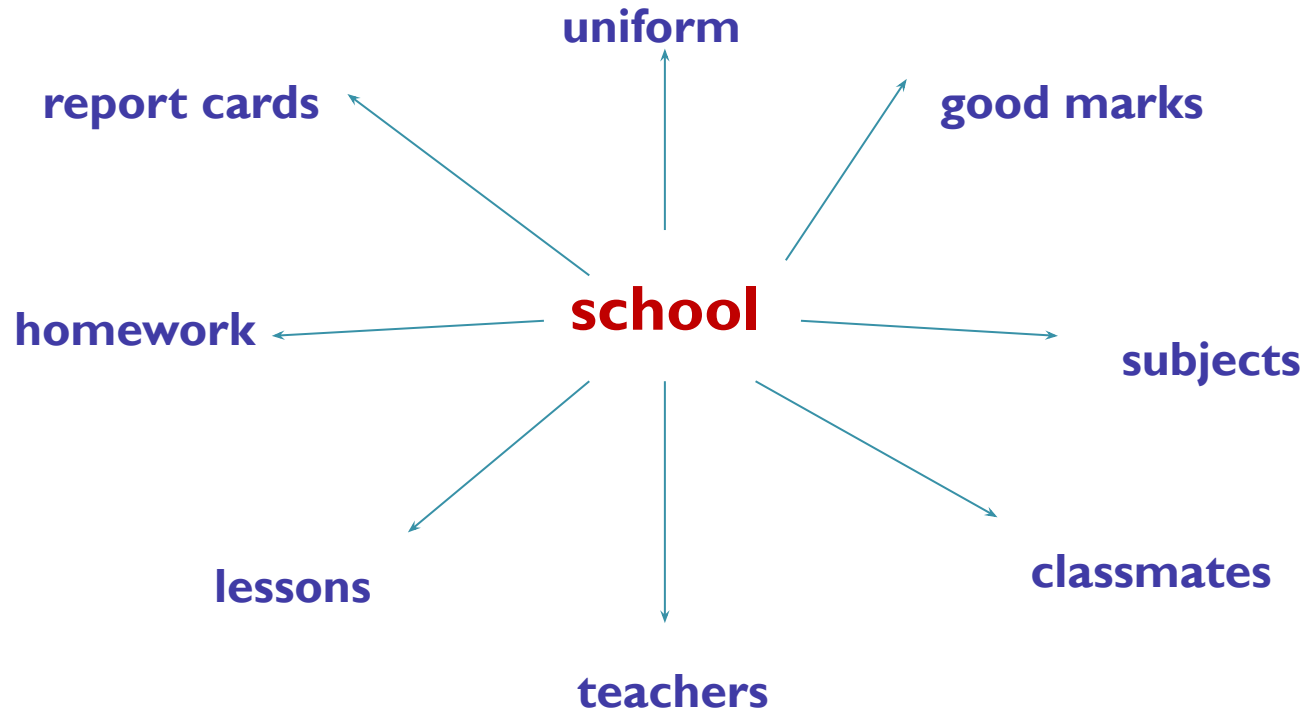
Сабақ жоспары:

1. Ұйымдастыру кезеңі
2. Үй жұмысын тексеру
3. Ассоциациялық карта
4. Жаңа тақырып
5. Бекіту
6. Қорытындылау
7. Үй тапсырмасы

Checking up the home-work
Ex. 3 p.34



What is school for you?



Learn new words:

Last -жалғасы

Do exercise – жаттығу орындау

Do sum –есеп шығару

Count -санау

Study - оқу

Make mark – баға алу

Give home assignment –үй
жұмысын беру



Translate

Our classes start at 8 o'clock a. m. and **last** till 3 o'clock p.m.

We **study** many different subjects. I **make** good **marks**.

During the classes pupils **do sums**, **exercises**, **count** and **read**.

After every lesson the teachers **give** us **home assignment**.



Answer the questions

1. What form are you in?
2. How many days do you go to school?
3. What subjects do you study?
4. What are your favourite subjects?
5. Do you make good marks in these subjects?
6. What do you do during the classes?



Guess what lessons they are

***At this lesson we learn how to use computers.
(Information Technology)***

At this lesson we study events in the past. (History)

At this lesson we don't speak Russian. (English)

At this lesson we read books and learn poems by heart. (Literature)

At this lesson we draw and paint pictures. (Art)

The game

‘What is there in this box?’



Relaxation



Opposites

Bad marks

Ask

Strict

Nickname

Usually

To get

Clever questions

Silly questions

Good marks

Kind

Answer

Yesterday

Name

To give

Bad marks – good marks

Ask – answer

Nickname – name


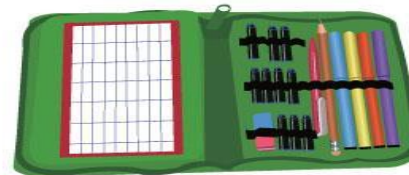

To get – to give

Strict – kind

Usually – yesterday

Clever questions – silly questions

What is it ?




Make a story on the picture

6

a

Wake up!



A colorful illustration of approximately 20 diverse children of various ethnicities and ages, holding hands in a large circle around a central blue and white globe. The children are wearing various brightly colored clothing. The globe shows continents in white and oceans in blue. The overall scene conveys a sense of global unity and community.

Setting the homework
(to prepare the topic
``My school day``)