

Read and match the proverbs.

***East or West,  
home is best.***

Мой дом - моя  
крепость.

***My home is my  
castle.***

В гостях хорошо, а  
дома – лучше.

At the end of the lesson we are:

- to revise the words on the topic «Numerals» and Home;
- to be able to speak about home;
- to be able to understand the texts about home.



# At Home



1. *Where do you live? Do you live in the flat or in the house?*
2. *How many floors are there in your house?*
3. *Which floor do you live on?*
4. *What rooms have you got?*



# Let's revise

## Ordinal numbers

the + num + - th

One -  
Two -  
three -


Four -  
Five -  
Six -

Seven -  
Eight -  
nine -  
ten -



- one - the first
- Two - the second
- Three - the third
- Four - the fourth
- five - the fifth

six - the six  
Seven - the seventh  
eight - the eighth  
Nine - the ninth  
Ten - the tenth



# a living room



**a bedroom**



**a  
bathroom**






**a kitchen**





**a hall**

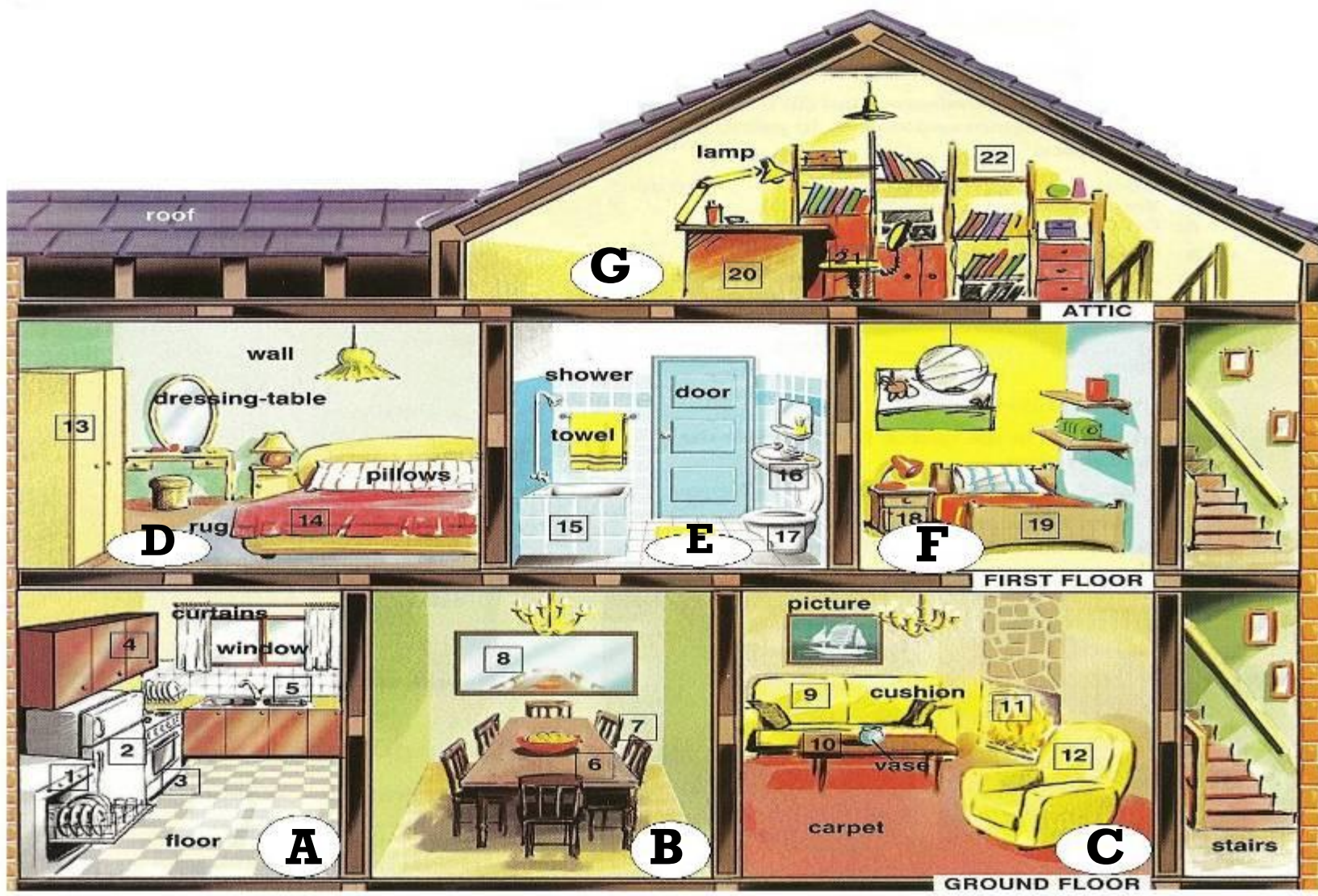
# A dining room




## 2. Where is each room?

Example: The study is in the attic  
The ... is on the ground / first floor

1. Look at the house and name each room.  
Example: A is a ...




# Динамическая пауза

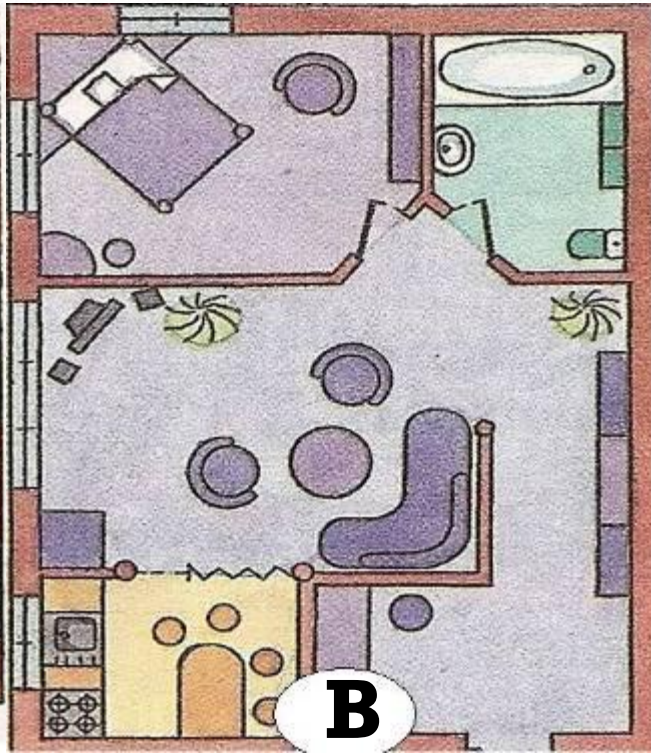


It's picture ...

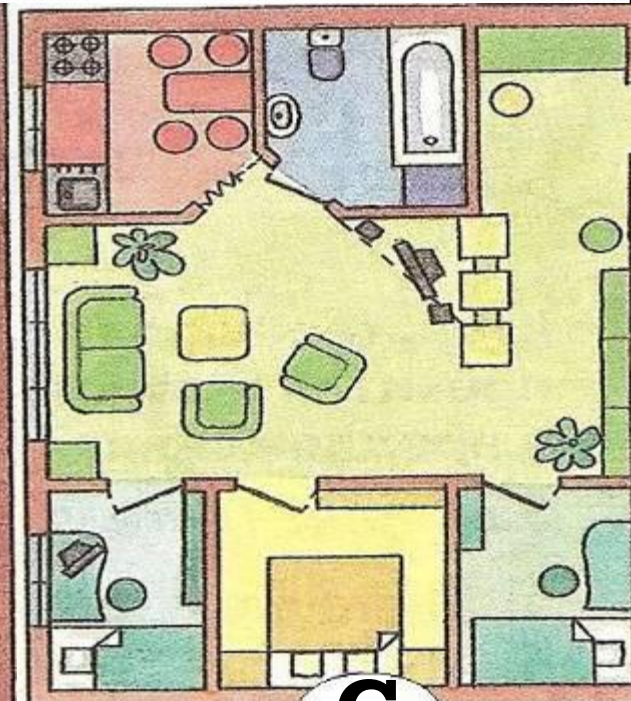
B



A



B



C

**Answer the following questions  
and present your flat.**

**Fill in the  
table**

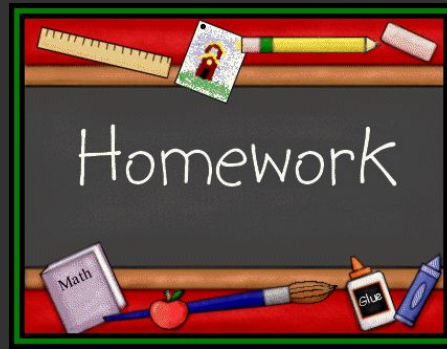
1. How many rooms have you got?
2. Have you got a living room in your flat?
3. Have you got a kitchen / a bathroom/ a hall?
4. Have you got a bedroom?
5. How many bedrooms have you got in your home?

<b>Rooms</b>	<b>Total number of rooms</b>
Bathroom	
Bedroom	
Hall	
Kitchen	
Living room	

Tell us about your flat using this model:

We live in .... Our flat is on the ... We have got ... bathroom(s), ... bedroom(s), ... hall(s), ... kitchen(s) and ... living room(s) in our flat. The price (цена) is .... Our flat is nice and comfortable .






Ex. 4 p. 47

\*\*\* make up the crossword o the topic  
“Home”

At the end of the lesson we are:

- to revise the words on the topic «Numerals» and Home;
- to be able to speak about home;
- to be able to understand the texts about home.





A photograph of a wooden porch with a blue door, a sack of hay, and a red sled, with a snowy winter landscape in the background. The scene is captured from a low angle, looking out from the porch. The door is made of vertical wooden planks, painted a vibrant blue. To the left of the door, a large, brown, textured sack of hay sits on the wooden floor. In the foreground, a red sled is partially visible. The background shows a snowy winter landscape with bare trees and evergreens under a bright, slightly overcast sky. The overall mood is peaceful and nostalgic.

Thank you for the lessons

*Ferese J. Hamilton*