

What colour is it?



Подготовила: Сергеева К. К.
учитель английского языка
КГУ ОСШ №21 г. Темиртау

The Theme: “What colour is it?”

Skills: Vocabulary and speaking

Aim:

Educational:

To use active vocabulary in oral speech

Introduction of new words

To improve speaking confidence

Practical:

To develop children’s memory by repeating some difficult words for children

To develop and practice speaking skills

To develop children’s activity on the lesson

Cultural:

To develop children’s interest in learning English

Grammar Structures:

Questions: “What colour is it?”;

Adjectives.

Inter-subject connection: practice of speech, practical grammar.

Type of lesson: mixed.

Methods of teaching: demonstration, exercises, instruction, practice.

The equipment of the lesson:



Visual aids: Cards, pictures, text-book, whiteboard, Presentation.

Literature: «Primary Colours» by Diana Hicks and Andrew Littlejohn Cambridge University Press

Duration of the lesson: 45.

Level: 1 form.

What colour is it?



Listen and repeat

ORANGE

BROWN

Yellow



PURPLE

RED

GREEN



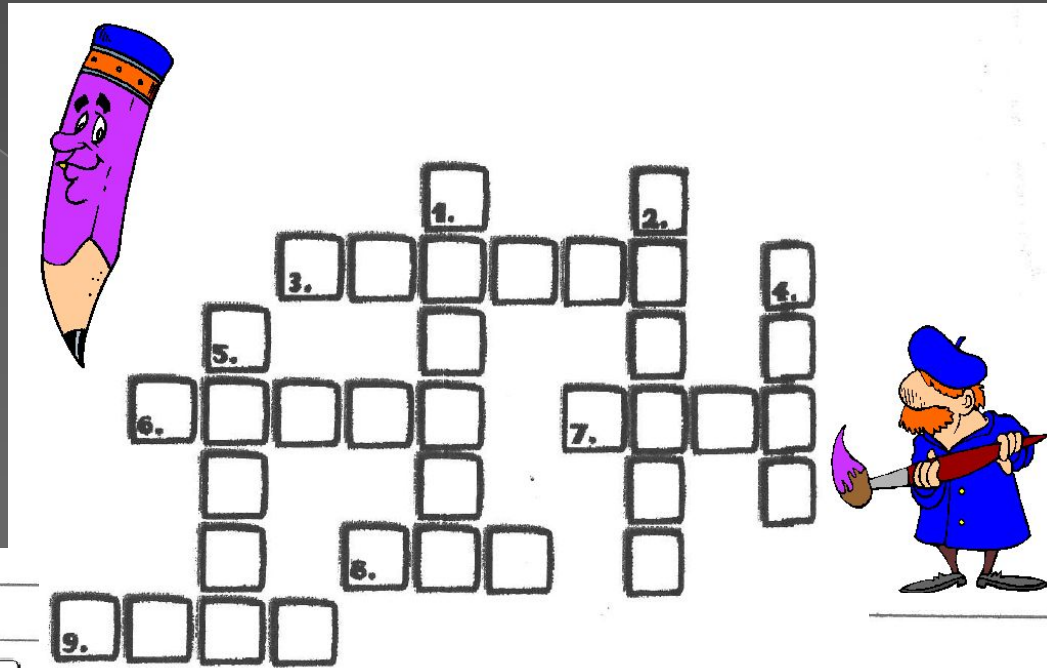
What colour is it?








To paint the flower







Colours crossword



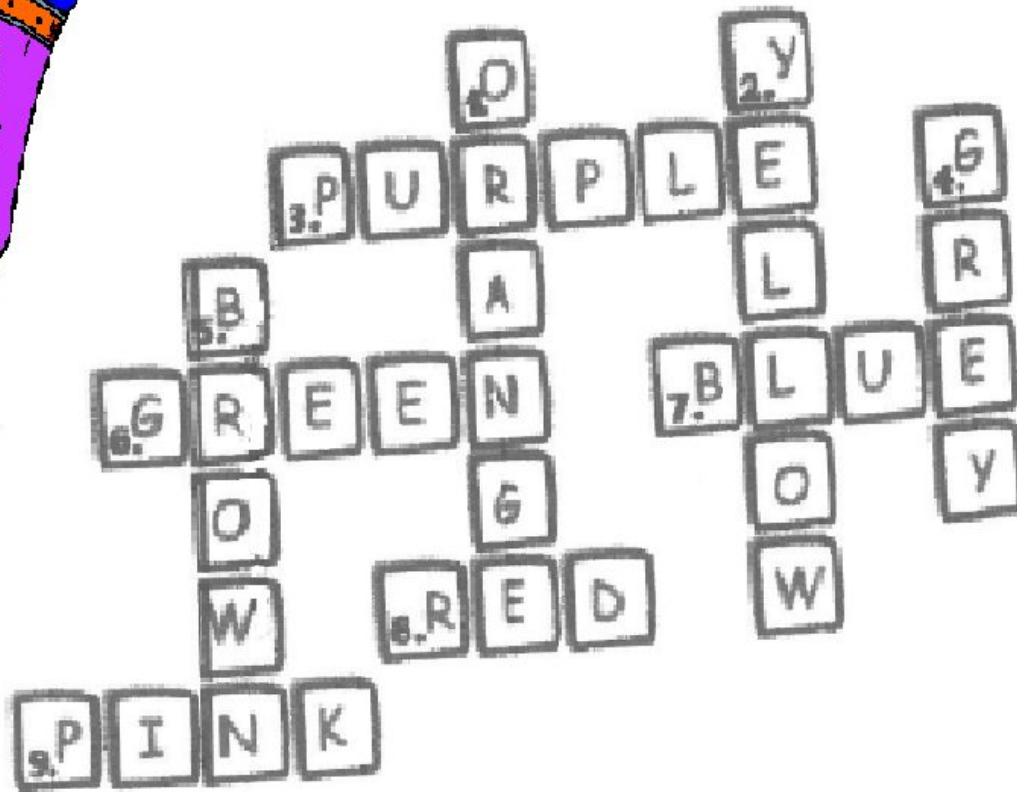

ACROSS →

- | | | | |
|----|---|----|---|
| 3. |  | 6. |  |
| 7. |  | 8. |  |
| 9. |  | | |

↓ DOWN

- | | | | |
|----|---|----|---|
| 1. |  | 2. |  |
| 4. |  | 5. |  |

Answers



Search for the words

COLOURS WORDSEARCH

T	H	N	B	L	U	E	E
S	V	M	R	H	W	J	H
H	P	L	O	H	G	R	S
U	U	I	W	G	R	E	Y
O	R	A	N	G	E	D	D
U	P	W	Z	R	E	A	J
W	L	Q	P	I	N	K	K
Y	E	L	L	O	W	Z	R

Search for the words

They are hidden left to right and down.

blue
brown
green
grey
yellow

orange
pink
purple
red

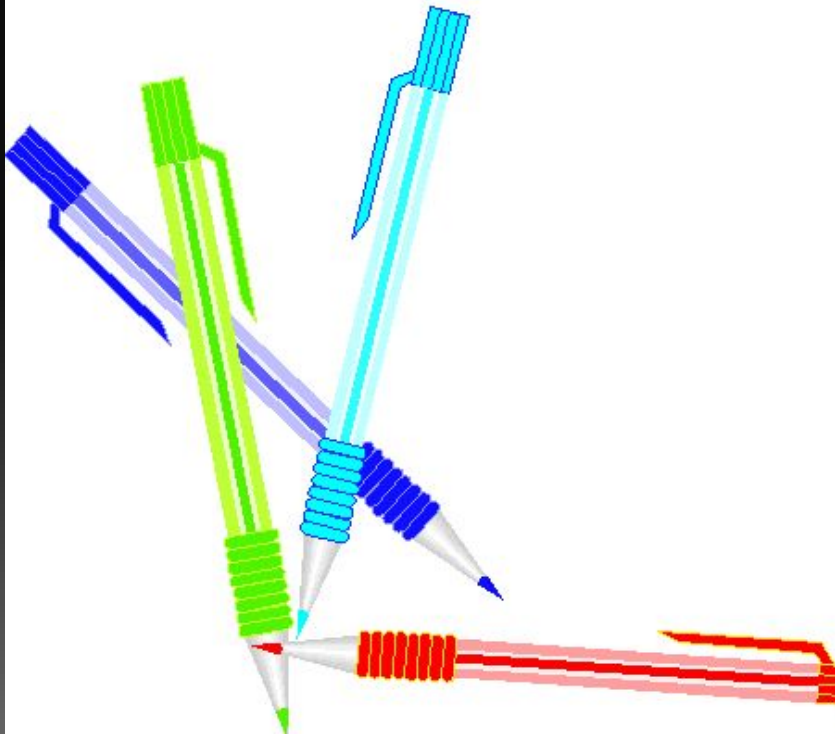


Answers

COLOURS WORDSEARCH

T	H	N	B	L	U	E	E
S	V	M	R	H	W	J	H
H	P	L	O	H	G	R	S
U	U	I	W	G	R	E	Y
O	R	A	N	G	E	D	D
U	P	W	Z	R	E	A	J
W	L	Q	P	I	N	K	K
Y	E	L	L	O	W	Z	R

Good Bye!



В презентации использованы материалы:

1. <http://www.c-cafe.ru/days/bio/000154.php> биография
2. <http://www.freefileszone.ru/software/kids-jigsaw-puzzles.html> - программа для создания пазлов
3. <http://bloganet.ru> рисунки
4. www.animationfactory.com слайдов
5. **Word by Word picture dictionary**, by Steven J.Molinsky, Bill Bliss (+Audio)
6. **English Puzzles 1**, Heinemann Games Series
7. **English Puzzles 2**, Heinemann Games Series
8. **Программа Paint** - для оформления рисунков, преобразования черно-белых рисунков в цветные