



ADORABLE BEAUTY OF THE PALEKH FOLK LACQUER MINIATURE ART



The presentation is made by the English teacher
Kiseleva Irene,
Yaroslavl region, Poshekhonye, 2017



Palekh miniature (Russian: Палехская миниатюра) is a Russian folk handicraft of a miniature painting, which is done with tempera paints on varnished articles made of papier-mâché

Contents:

1. *From the history of Palekh [ˈpælik] miniature*
2. *Palekh lacquer miniature*
 - *Fairy tales reflected in miniatures*
 - *“Decorated” books from Palekh*
 - *Songs of Russia in Palekh miniatures*



From the History of Palekh Art



The village of Palekh along with the other tempera villages such as Mstiora, Fedoskino, Kholui belongs to the Ivanovo region. Previously it was a centre of icon painting. Palekh icon-painting flourished at the beginning of the 19th century and influenced the way Palekh lacquer miniatures were made.

After the Revolution of October 1917 icons and mural paintings were no longer in demand. Some Palekh masters went to different towns looking for job. In 1922 Ivan Golikov, an artist from Palekh, being in Moscow saw a black papier-mache box from Fedoskino in the Handicraft Museum. He painted a papier-mache piece using techniques of icon-painting and technology of lacquer work and had a success. The works of Palekh artists even won prizes at the World Expo in Paris in 1923. In 1924 Palekh masters organized an Artel of Ancient Painting. In 1933 a Palekh Art School was opened.

1930-40s and the tragedy of Great Patriotic War did not pass Palekh artists. They lost some of their talents. Palekh College graduates of the late 60s and early 70s started a revival by turning back to the sources of Palekh. The 1980s can be called the period of the renaissance of Palekh Art .

Nowadays there are several different co-operatives and Workshops successfully working in Palekh.

The range of articles is very wide: brooches, jars, small boxes, bead-boxes, cigarette-cases, snuff-boxes, powder-boxes, panels, plates, eggs and more.

The Palekh miniatures usually represent characters and scenes from real life, literary works and fairytales.





Palekhian artists at work upon painting



A. Kotukhina.



T. Zubkova



G. Melnikov



B.
Yermolayev



Lacquer Miniature

- Palekh lacquer miniature – a traditional craft that produces decorative lacquered things. The painting is done mainly on a black background, with rich golden shading. As in icon painting, the three main colors are green, red, and yellow.
- All the miniatures are created by hand. Each box is oiled, primed, caulked and painted with black lacquer on the outside, red enamel on the inside, then dried and decorated.
- Palekh painters don't make copies; every box is unique, nearly all of the pieces - one-of-a-kind creation. The final polishing is done with the palm of the hand, which makes the work truly exclusive. A miniature cannot be enlarged, so the artists use magnifying glasses.




Defining features and themes

- Folklore mindset
- **Richness of content:** the themes of the paintings are various, including scenes from folklore, Russian fairy-tales along with the Russian women, troikas, views of various towns, and winter landscapes
- Figurativeness
- Bright colours, subtle brushwork and refined drawing

Fairy-tales reflected in Palekh miniatures

Russian fairy-tales are a great world of beautiful women, brave princes, dark woods, and wondrous animals. They are the source of many of the motifs found on Palekh lacquer miniatures

- A Little Humpbacked Pony by Yershov
- Iliya Muromets
- Ivan Tsarevich, the Sea King and Vasilisa the Wise
- Ivan Tsarevich, the Firebird and the Grey Wolf
- Ivan and Mariya
- Maria Morevna
- Marya the Beautiful, a long plait
- Morozko
- Ruslan and Ludmila
- Snowmaiden
- Sivka-Burka
- Stone Flower
- The Golden Cockrel
- Nutcracker
- The Hare and the Fox
- The Scarlet Flower
- The tale of Tsar Saltan
- Vasilisa the Beautiful etc.





The painting features several scenes from Pushkin's well-known "**Tale of Tsar Saltan**".

Numerous characters are expressive, and painted with natural expressions. The palette includes yellows, blues, reds and various shades of brown. The work demonstrates a mastery of color combination and fine detail.



The three women from the beginning of
**The Tale of Tsar Saltan, of His Son the
Renowned and Mighty Bogatyr Prince Gvidon
Saltanovich, and of the Beautiful
Princess-Swan** by Alexander Pushkin, 1831

Three fair maidens, late one night,
Sat and spun by candlelight.
"Were our tsar to marry me,"
Said the eldest of the three,
"I would cook and I would bake -
Oh, what royal feasts I'd make."
Said the second of the three:
"Were our tsar to marry me,
I would weave a cloth of gold
Fair and wondrous to behold."
But the youngest of the three
Murmured: "If he married me -
I would give our tsar an heir
Handsome, brave, beyond compare."

The painting is based on the popular story of, "**The Sleeping Beauty.**" This story was originally put to pen by French writer Charles Perrault in 1696. The handsome prince has come to the enchanted Kingdom to destroy the evil spell and awake the princess by kissing her.



The imagery comes from "The **Tale of the Princess Frog**." The clothing worn by the character is definitely one of the highlights of the piece. A lot of gold can be found here. A large piece of pearl shines through the costume of the lady. Another white piece of pearl shines through the palace behind the Princess. The threes with the gold leaves acting as the background for the character, build beauty in the palette in large doses.



The miniature shows a scene from the Russian folk fairy-tale "**Vasilisa the Beautiful**". Here we can see the moment when Vasilisa meets one of three riders, the Red Sun Rider. The girl is holding the doll in her hands that helps her to fulfill each difficult task given by Baba-Yaga. The scene is painted in various shades of green and orange tempera paints against the black lacquered background.





The miniature features a scene from the poem
"General Toptigin", written by Nikolay
Nekrasov in the mid-19th century.




Books “decorated” with Palekh miniatures






Folk tales belong to the treasures of Russian national culture. In the books they are illustrated by the best masters of Russian lacquer painting, another invaluable part of ancient Russia's cultural heritage.



The book was illustrated by Palekhian artists K. and F. Melnikovs




The book was illustrated by the Palekh
artist R. Belousov




The book is illustrated by the Palekh artist R. Belousov

Songs of Russia in Lacquer Miniature



“**V**ictory Day”

Lyrics by V. Kharitonov Music by D. Tukhmanov




“**I** don't pity, don't call, don't cry”

Lyrics by S. Esenin Music by G. Ponomarenko




“Russian field”

Lyrics by I. Goff Music by Y. Frenkel



“Flows the river Volga”

Lyrics by L. Oshanin Music by M. Fradkin



“Motherland”
A Folksong

Images by the artist V. Mironov

“Moscow Suburb's nights”
Lyrics by M. Matusovsky Music by Soloviov-Sedoy

This is the end of our brief trip into the
adorable unique universe of the
Palekh folk lacquer miniature art

Answer the questions:

- What have you known about Palekh before the lesson?
- What new facts have you learned about Palekh at the lesson ?
- Is the handicraft of Palekh different from other Russian traditional handicrafts?
- Can you name the main themes used in lacquer miniatures?
- What are the highlights of the Palekh handicraft? Name some things.
- Are lacquer miniatures from Palekh exhibited in museums in Russia?
- Why can we say that every lacquer miniature is a unique thing?
- What thing would you choose as a present?
- Do you think every person can afford buying such items? Why? Why not?

Complete the sentences.

- Miniaturists from Palekh use... colours.
- Palekh lacquer boxes are usually signed with... .
- The exquisite, highly detailed miniatures painted in Palekh are called
- Palekh boxes are on a great demand among the collectors
- The box is constructed from... .
- There are... centers of lacquered miniature painting:
- Palekh is a ... part of Russian culture.

Match the beginning and the end of the sentences.

The scene is painted

The composition is framed

The details in this composition expose

The box is constructed

The background is rich

Black lacquer covers

We are proud to present

Palekh miniature

Highly detailed miniatures painted in

Palekh

The book brings together

with golden dots

out of paper-mache

the exterior of the box.

is a Russian folk handicraft of miniature
painting

are called "small miracles"

a unique and collection of lacquer art

illustrations to Russian folk tales

in bright red and orange tempera paints

the artist as a true Master of his craft

in different details

Make your own sentences using the following words and word combinations:

*a Russian folk handicraft of
first appeared in
to represent scenes from
black background
bright paints
graceful figures(as on icons)
decorative borders
are on a great demand
notable for
gifted folk artists*

*illustrations to Russian folk tales
centres of lacquer miniature
to feature images
to hand-paint
to praise
defining features of
created by hand
exclusive
the source of
... is home to*

QUIZ

Take a close look at the miniature and choose the title of the theme painted on it.
Try to give the Russian equivalents.




- a/. Swineherd
- b/. Snowmaiden
- c/. Fire-Bird

Artist: Shatokhina Yevgeniya



- a/. By the pike's will
- b/. Princess Swan
- c/. Tale of a Golden Fish

Artist: Vikhrev Ivan



- a/. Lukomoriye
- b/. Russian Folk Songs
- c/. Hunt after the Deer

Artist: Bogachova Nina



- a/. The twelve months
- b/. A Little Humpbacked Horse
- c/. Silver Hoof

Artist: Beketov Ivan



- a/. Summer Troykas
- b/. Queen of Shamakha
- c/. Flying Carpet

Artist: Deulin Vladimir

Resources:

www.russianlacquerart.com

www.palekh.su

www.palekh.net

Фотографии- из книги К. Яковлева Путешествие в Палех, Верхне-Волжское
книжное из-во, Ярославль , 1970