



Unit 1 : Hello! Nice to see you
again!

Section 1 : We are from
Britain

A vibrant, cartoon-style illustration of children enjoying various outdoor activities. In the top left, children are playing in a sandbox. In the top right, a boy in a red cap and a girl are playing basketball. In the middle right, a girl is playing golf. In the bottom left, children are playing soccer on a field. In the bottom right, a girl in a purple helmet is riding a bicycle. The background features a bright blue sky with clouds, green grass, and a small house in the distance.

I like

I like comics, I like hats.

I like biscuits, trees and cats.

I don't like spider, I don't like cheese.

I don't like rats or big yellow bees



ex. 1 p. 6

I am....

I am from...

I like....

I study...



School

**School bells are ringing, loud and clear;
Vacation's over, school is here.**

**We hunt our pencils and our books,
And say goodbye to fields and brooks,**

**To carefree days of sunny hours,
To birds and butterflies and flowers.**

Школа



**Школьные звонки звонят, громко и ясно;
Каникулы закончились, школа здесь.**

**Мы вспоминаем о наших карандашах и
книгах,**

И говорим до свидания полям и ручьям

**Беззаботным дням солнечного времени
Птицам и бабочкам и цветам.**



Unit 1 : Hello! Nice to see you
again!

Section 1 : We are from
Britain


**At _____ School: I have
the right to learn.
I want to learn.
My teachers want me to
learn.
I will do my best!
We will learn together!**




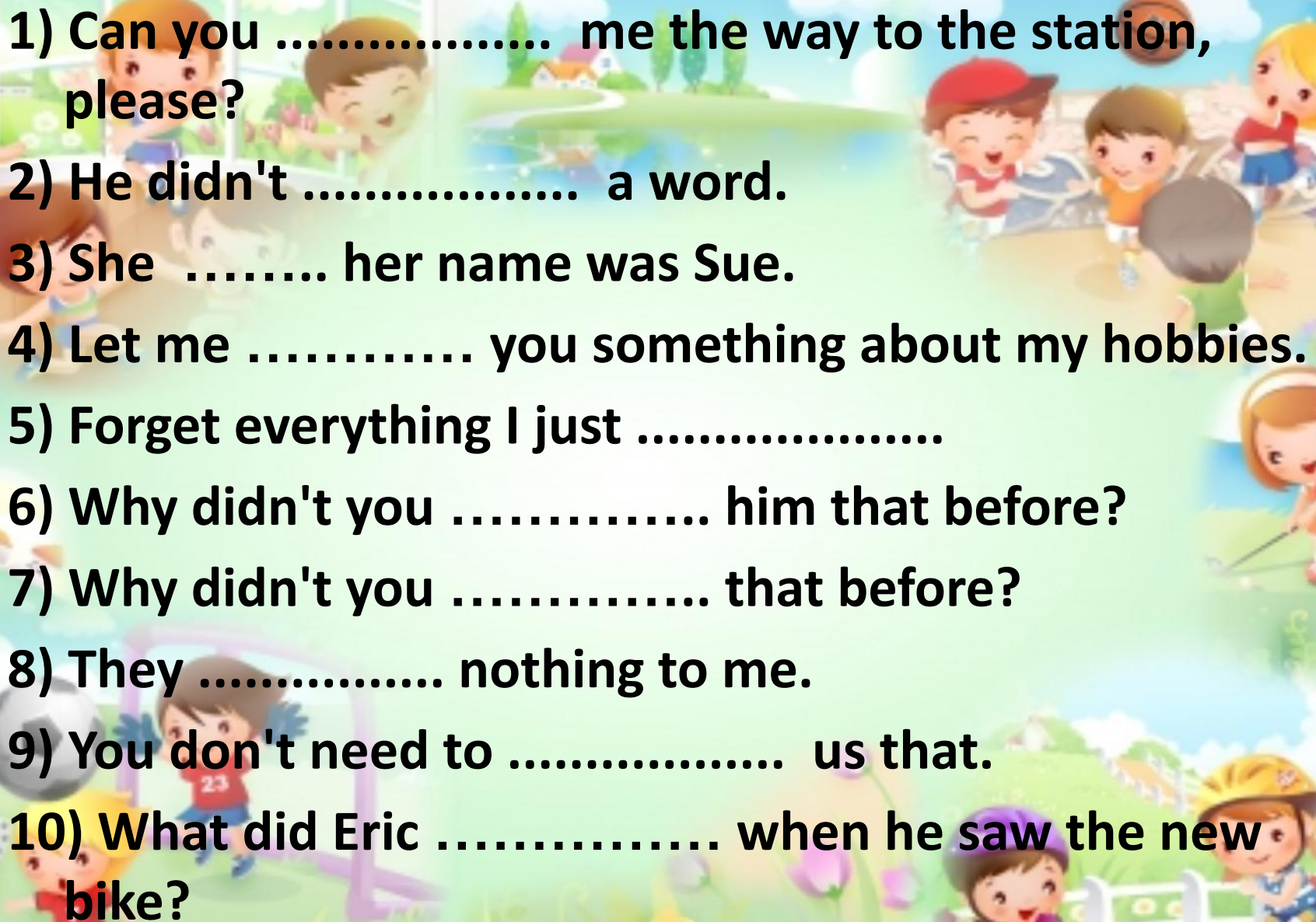


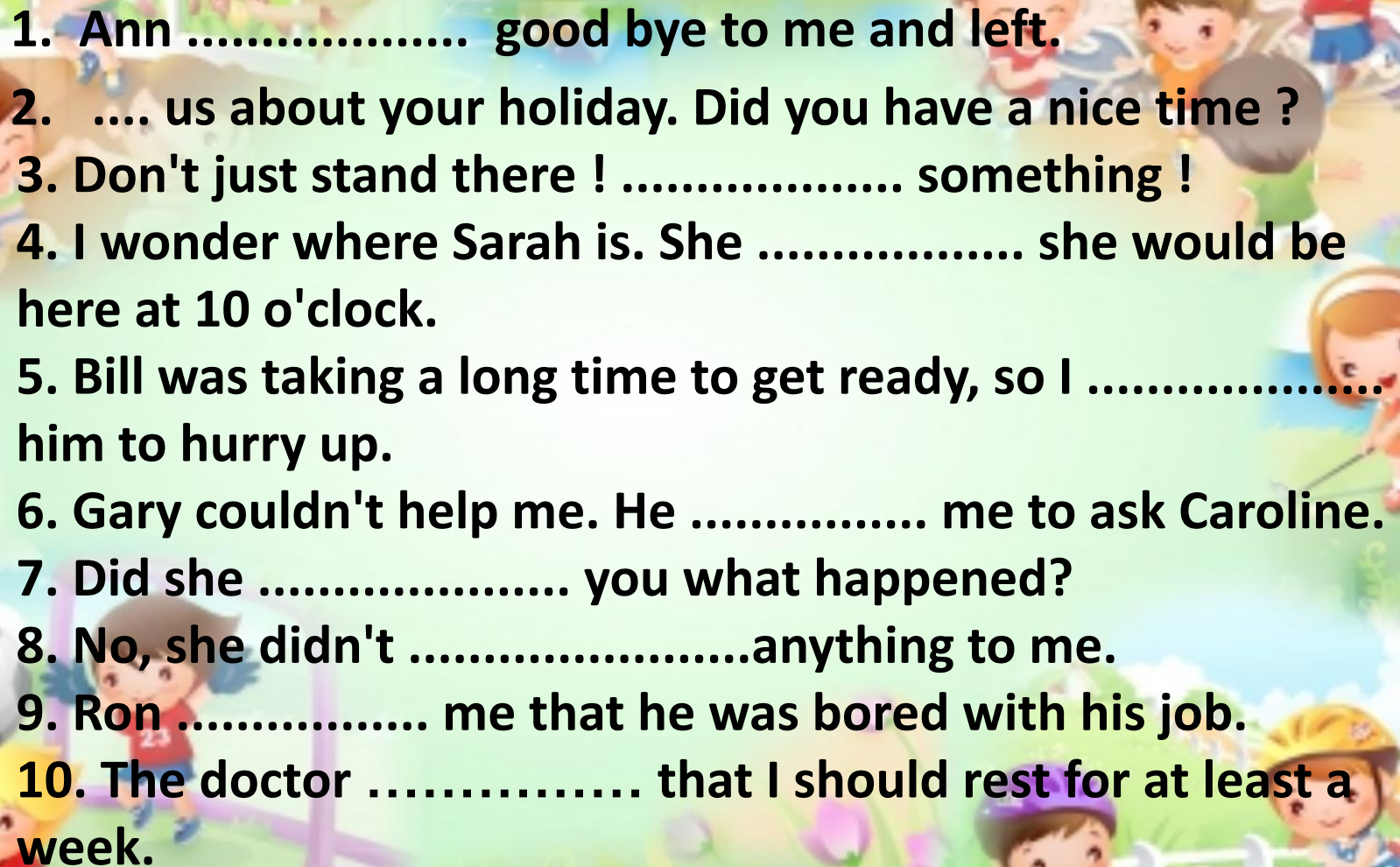
Subjects

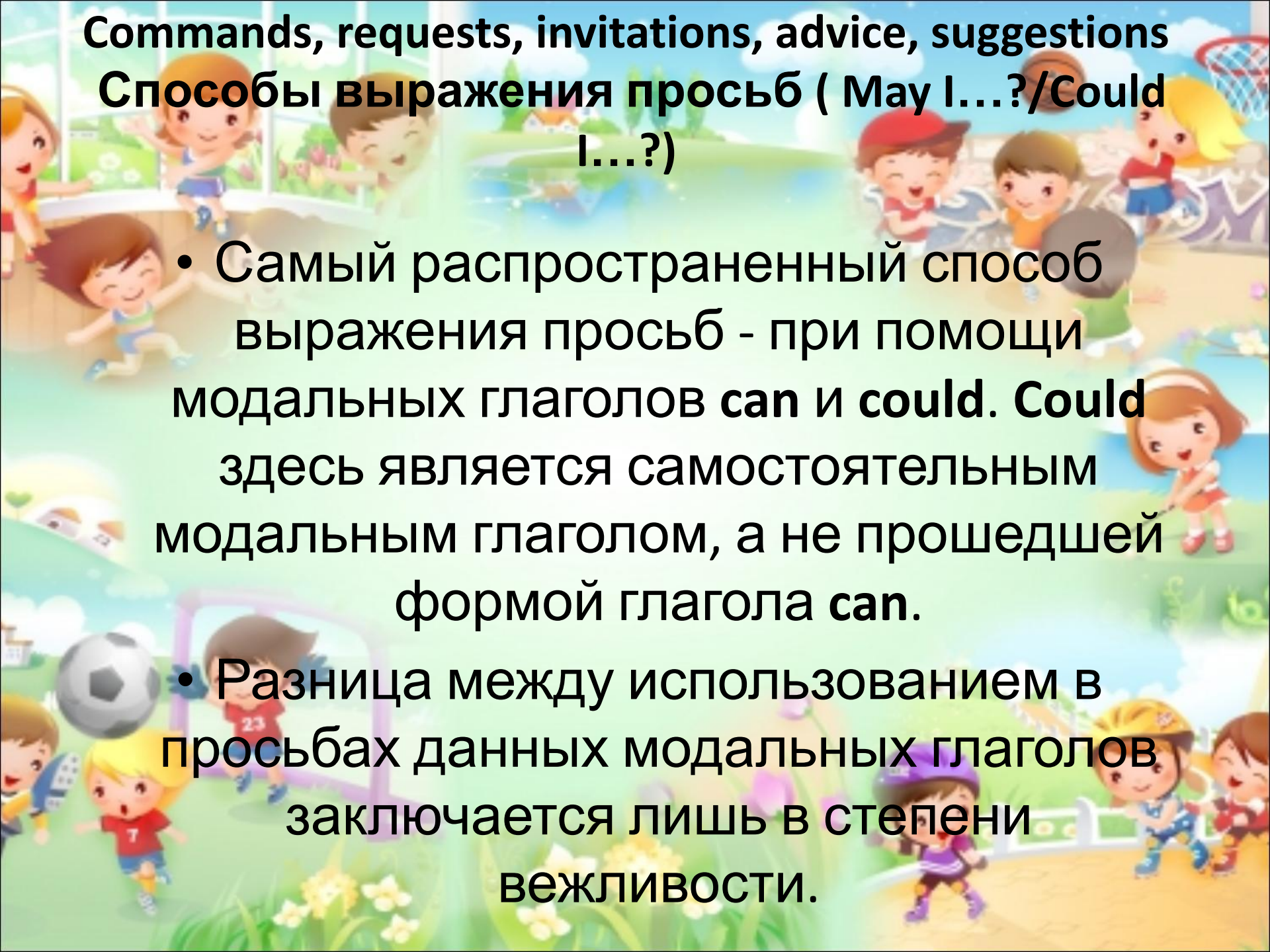
- Science
- Information Technology (IT)
- History
- Maths
- Art
- Drama
- Physical education (PE)
- English language
- Literature

- 
- 1. We speak English in this lesson -**
 - 2. We draw in this lesson -**
 - 3. We do physical exercises in this lesson -**
 - 4. We work with computers in this lesson -**
 - 5. We count in this lesson -**
 - 6. We read in this lesson -**
 - 7. We read about countries in this lesson -**

- 
- A vibrant, cartoon-style collage of children engaged in various sports and activities. In the top left, children are seen from a window looking out at a green landscape. In the top right, a boy in a red cap and a girl with blonde hair play basketball. In the middle right, a girl in a red dress and white visor is playing golf. In the bottom left, a boy in a red shirt with the number 23 is playing soccer near a goal. In the bottom right, a girl in a purple helmet and a boy in a yellow helmet are riding bicycles on a path. The background is a soft-focus green field with yellow and purple flowers under a blue sky with white clouds.
- To speak – говорить (на каком-либо языке, выступать (на конференции)
 - To say – говорить (что-либо)
 - To tell – говорить (кому-либо)

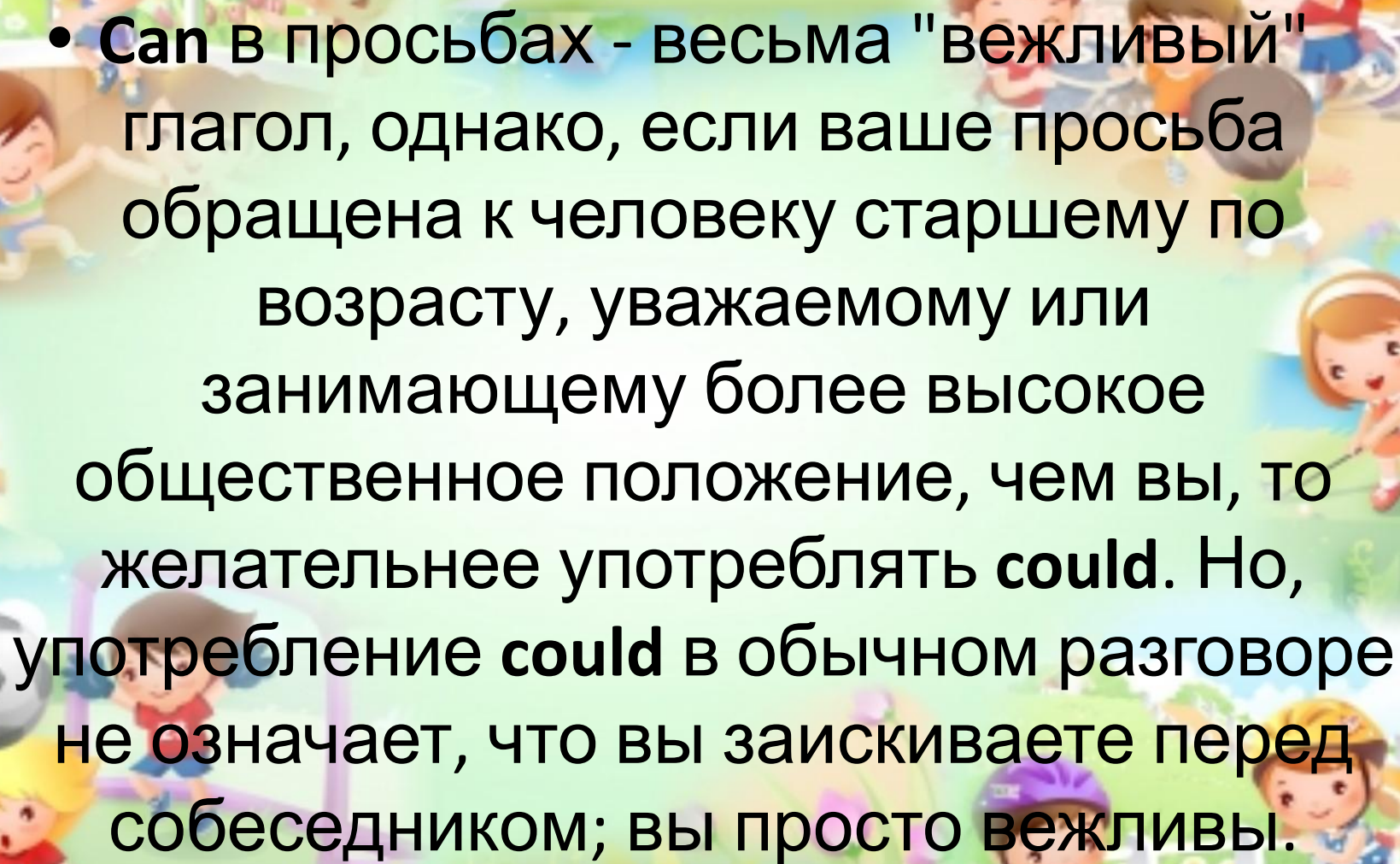
- 
- 1) Can you me the way to the station, please?
 - 2) He didn't a word.
 - 3) She her name was Sue.
 - 4) Let me you something about my hobbies.
 - 5) Forget everything I just
 - 6) Why didn't you him that before?
 - 7) Why didn't you that before?
 - 8) They nothing to me.
 - 9) You don't need to us that.
 - 10) What did Eric when he saw the new bike?

- 
1. Ann good bye to me and left.
 2. us about your holiday. Did you have a nice time ?
 3. Don't just stand there ! something !
 4. I wonder where Sarah is. She she would be here at 10 o'clock.
 5. Bill was taking a long time to get ready, so I him to hurry up.
 6. Gary couldn't help me. He me to ask Caroline.
 7. Did she you what happened?
 8. No, she didn'tanything to me.
 9. Ron me that he was bored with his job.
 10. The doctor that I should rest for at least a week.




Commands, requests, invitations, advice, suggestions
Способы выражения просьб (May I...?/Could I...?)

- Самый распространенный способ выражения просьб - при помощи модальных глаголов **can** и **could**. **Could** здесь является самостоятельным модальным глаголом, а не прошедшей формой глагола **can**.
- Разница между использованием в просьбах данных модальных глаголов заключается лишь в степени вежливости.



- Can в просьбах - весьма "вежливый" глагол, однако, если ваше просьба обращена к человеку старшему по возрасту, уважаемому или занимающему более высокое общественное положение, чем вы, то желательнее употреблять **could**. Но, употребление **could** в обычном разговоре не означает, что вы заискиваете перед собеседником; вы просто вежливы.



В формальных просьбах также употребляется
may.

– May I see Mr. Brown? - Могу ли я видеть г-на
Брауна?

Эту фразу можно, в зависимости от контекста,
перевести так: "Я бы хотел видеть г-на
Брауна"



...I bring my friends with me?

...I bring my friends with me?

...you help me?

...you help me?

...I see Mr. Brown?

...you help me with the report?

...you please post this letter?

...you take drive me to the airport?



Ex.35 p.17

1) **Spend** – the holiday
weekends

a lot of time V – ing
money



2) Go –

to school
abroad
shopping
away



3) Miss –

friends

parents

... lesson

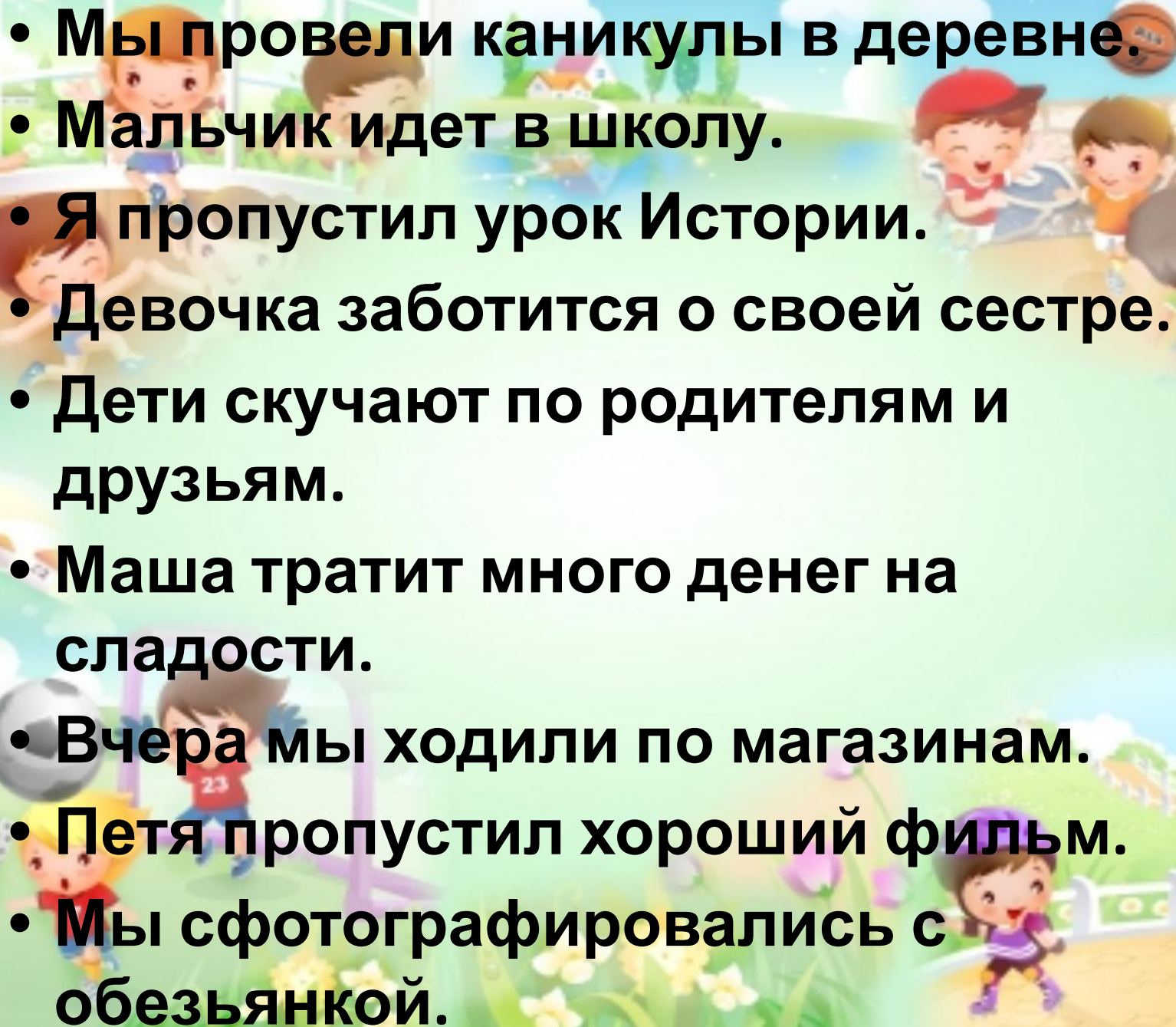
a good film

a match



4) Take –

**a book
a pen
care of
pictures**

- 
- A vibrant, cartoon-style collage of children engaged in various outdoor activities. In the top left, a group of children is playing basketball on a court. In the top right, a girl is playing tennis on a green court. In the middle right, a girl is playing golf on a green field. In the bottom right, a boy is playing soccer on a field. In the bottom left, a boy is playing tennis on a court. The background is a bright, sunny day with green grass, blue sky, and white clouds. The text is overlaid on the collage in a bold, black font.
- Мы провели каникулы в деревне.
 - Мальчик идет в школу.
 - Я пропустил урок Истории.
 - Девочка заботится о своей сестре.
 - Дети скучают по родителям и друзьям.
 - Маша тратит много денег на сладости.
 - Вчера мы ходили по магазинам.
 - Петя пропустил хороший фильм.
 - Мы сфотографировались с обезьянкой.

1) local

- school
- ... team
- ... competition



2) group

- of 4/5/6
- of students
- work/task



3) social

- life
- classes
- programme



4) stay

- at home
- at school
- after lessons
- with my family
- with my sister/brother
- in the hotel






5) arrange

- a picnic
- to meet
- chairs in the classroom
- a date and time

Translate from Russian into English



1. Группа из 4 студентов устроила пикник.
2. Я с семьей остановился в отеле.
3. Я посещаю общественные классы в местной школе.
4. Группа студентов ответственна за культурную программу и групповую работу.
5. Мы договорились о месте и времени.
6. Катя осталась после уроков.
7. Ученики расставили стулья в кабинете.
8. Я принимаю активное участие в социальной жизни класса.
9. Наша местная команда участвует в футбольных соревнованиях.



Unit 3: Learning more about each other

Section 1: May I ask you a question?



ex. 5 p. 42

Change – сдача

- Give change
- Have no change



**To change – менять,
меняться, сменить,
поменять**

- Change ... name
- Change a dress
- Change pounds for rubles



**An exchange – обмен,
взаимообмен**

- **Student's exchange**

Translate from Russian into English

- В магазине у меня не было сдачи.
- Мы поменяли нашему коту имя.
- Я поменял доллары на рубли в банке.
- Маша сменила платье для вечеринки.
- Наша группа принимает участие в программе обмена студентами.
- Погода часто меняется.
- Мише дали мало сдачи.((



-un, -im, -in,

-non



Formal
Like
Polite
Usual
Well
Real
Athletic
Lucky
Pleasant
Dependent
To zip
Tidy

Ex. 11 p. 45

- *Sociable*
- *Independent*
- *Talkative*
- *Responsible*
- *Intelligent*
- *Creative*
 - *Shy*
 - *Rude*
 - *Loving*
 - *Curious*
 - *Kind*
- *Funny*
- *Naughty*
- *Athletic*
- *Non-athletic*
- *Cruel*
- *friendly*



• *A nurse*



• *A librarian*



• *A lawyer*



• *A dentist*



• *An engineer*



- ***A computer programmer***



• *A farmer*



• An office worker



• ***A housewife***



• *A driver*



• ***A businessman***



• *A sportsman*

