

2 класс

Урок №29

Тема: Новогодний салат

УМК Биболетова М.З.

**Презентацию подготовила
Учитель английского языка
Кунц Т.Б.**

Приветствие

Good morning, good morning!

Good morning to you!

Good morning, good morning!

I'm glad to see you!

Answer my questions:

- Who is on duty today?
- Who is absent today?
- What day of the week is it today?


Answer my questions:

- Can you play hockey?
- Have you got a hockey stick?
- Can you play chess?
- Have you got a chessboard?
- Can you play tennis?
- Have you got a racket?
- Can you toboggan?
- Have you got a toboggan?

Repeat the sounds after me:

- [æ] – apple, carrot, badminton
- [eɪ] – skate, plate, name
- [ʌ] – cut, run, sun, fun
- [u:] – new, few
- [ɔ:] – salt, sport, ball
- [i] – stick, mix, swim
- [i:] – cream, see, feet
- [ð] – mother, father, brother

an apple - яблоко



a carrot - морковь



cabbage - капуста



salt - соль



sour cream - сметана



Запомни эти слова

•some

•немного

•to cut

•нарезать

•to put

•класть

•to mix

•перемешиват

•New Year

ь

•Новый год

Translate the words from Russian into English


- немного
 - нарезать
 - класть
 - перемешивать
 - Новый год
 - яблоко
 - соль
 - морковь
 - капуста
 - сметана
- some
 - to cut
 - to put
 - to mix
 - New Year
 - apple
 - salt
 - a carrot
 - cabbage
 - sour cream

Read the words

- [æpl]
- [kærət]
- [kæbɪdʒ]
- [pleɪt]
- [sæləd]
- [sɔ:lt]
- [sauə krɪ:m]
- [sʌm]
- [kʌt]
- [put]
- [mɪks]
- [nju: jɪə]

æ

Name the new words



Физминутка

Hands up! Hands down!

Hands on hips! Sit down!

Hands up! To the sides!

Bend left! Bend right!

One, two, three...Hop!

One, two, three...Stop!

Stand still!



Упражнение 1 стр.51




DRAW




WRITE



PLAY CHESS



READ



PLAY FOOTBALL



PLAY TENNIS



PLAY HOCKEY






Упражнение №4 стр.5



Сейчас нам Энн расскажет, как приготовить новогодний салат, который любит Алиса. Послушайте, что положила Алиса в салат.

Take 2 apples, 3 carrots and the cabbage. Cut the apples, the carrots and the cabbage into the plate. Put some salt. Put some sour cream. Mix the apples, the carrots and the cabbage. New Year salad is ready!

Перескажи



put

salad is ready



mix



Упражнение №4

стр.52

Внимательно посмотри на картинки и распредели их согласно порядку приготовления салата для Алисы.

Проверь себя:

D, E, H, I, L, N, O, Q, R, T.

Упражнение №2 стр.51, аудирование



Послушай и выбери
зашифрованный рассказ
про Алису

My name is Alice. I
am seven. I have got
a mother and a
father. I can't skate.
But I can sing the
"ABC" song.

Расскажите о себе по плану Алисы и по первому плану



№1

My name is Liza. I have got a mother
and a father. I cannot play football. I can play
tennis and swim.



№2

My name is Dima. I haven't got a brother. I
cannot play chess. I can ski and play badminton.

Постарайся написать следующие слова на английском языке.

- Пчела _____; лицо _____;
- Сумка _____; он _____;
- Большой _____; торт _____;
- Нравиться _____; мой _____;

Провей себя:

bee;

bag;

big;

like;

face;

he;

cake;

my.

Writing

Выполнение упражнений в рабочей тетради

Урок №29

Let's sing a song!

A B C D E F G

H I J K L M N O P

Q R S T U V W

Q R S T U V W

X Y Z

Oh, well, you see,

Now I know the ABC!



Thank you for your work!

Mind the clock
And keep the rule:
Try to come
In time to school.



Good bye!