

a good proverb

Tastes differ.

- Teacher: Good morning, children!
-
- Pupils: *Good morning, good morning.*
- *Good morning to you.*
- *Good morning, good morning.*
- *We are glad to see you.*

- [æ] - A black cat,
 - Sat on a map,
 - And ate a fat rat.

- [ð] - This is my mother,
 - This is my father,
 - This is my brother Paul,
 - How I love than more.

- [θ] - Thanks, third, three, Fourteenth.

- **[h]** - Mother, father, sister, brother,
- Hand in hand with one another.

- **[n]** - Good morning, good evening, bring me a ring, sing me a song.

- **[r]** - Russian, red, rabbit,
- Run a cross a river.

Possessive Case

(Притяжательный падеж)

1. В английском языке, в отличие от русского языка, существительные имеют притяжательный падеж, который служит для того, чтобы сказать, кому что принадлежит. Форму притяжательного падежа имеют в основном одушевленные существительные, обозначающие живое существо, которому принадлежит предмет, качество или признак. Например :

the girl's book – книга девочки

the boys' dictionary – словарь мальчиков

children's books – книги детей

1. Притяжательный падеж существительных в единственном числе образуется путем прибавления окончания – 's (т.е. знака апостроф ' и буквы s) *Tom's dog*
2. Чтобы образовать притяжательный падеж , к существительному во множественном числе добавляется только апостроф ' *the girls' room*

Let's do exercises.

1. Translate the sentences.

It's Tom's room.

It's my cat's box.

It's Fred's tent.

2. Rewrite the sentences.

For example: This is Pete and his book. – This is Pete's book.

This is Jim and his dog. – This is ...

This is Tom and his jug. – This is ...

This is Max and his mug. – This is ...

This is Nick and his book. – This is ...

3. Translate into English.

Это комната папы.

Это кружка мамы.

Это кровать Пита.

Appearance

- **Height (рост):**
- tall, short, big, small
- 1 metre ['mi:tə] 20 centimetres ['sentɪmi:təz]
- **Build (телосложение):**

-

- **plump**




slim



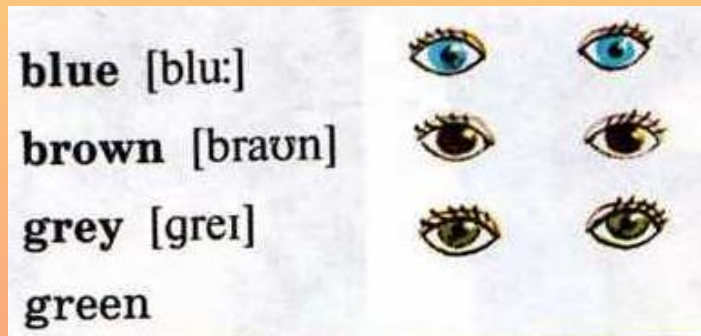
- **Face:**
- round, oval
- **Hair:**



- **Nose:**



- **Eyes:**



- **Mouth:**

- big, small


- **Extra information:**
- beautiful , attractive
- **handsome** ['hænsəm] красивый
- **pretty** ['prɪtɪ] хорошенькая
- **good – looking** красивый, приятный
- **ugly** некрасивый

Let's look at the pictures

- Is she tall?
- Is she slim?
- What is her hair like?
- What is her face like?
- What are her eyes?
- What is her nose like?
- What is her mouth like?
- What does she look like?



I'm sure you can guess Jane's photo.



Actually you can answer the questions.

What does Jane look like?

Is she tall and slim?

What is her hair like?

What are her eyes like?



- Let's know what you learn about Jane.
- Try to describe Jane.

What about you?

Answer the questions.

- What is your height now?
- What colour are your eyes?
- What colour is your hair?
- How long is your hair?
- What is your nose like?
- What is your face?

Homework:

- Learn the words by heart and the proverb.
- Complete the table about your best friend and speak about her.

Name	Age	Appearance	Hair	Eyes	Height	Build

Заполнить таблицу о внешности твоего лучшего друга или подруги. Составить полные предложения (минимум 7 предложений)