

A decorative border surrounds the text, featuring white daisies with yellow centers, green ferns, and flowing green ribbons with starburst effects.

# The English lesson

The 7<sup>th</sup> “a” form

Atagaraeva Ainur Aitkalievna

# New words:

- sights
- go sightseeing
- crowded
- heat
- weekend
- a postcard
- to have a lovely time


# Find the translations:





The 23<sup>rd</sup> of February, Wednesday

**New lesson “Holiday  
postcards”**



# Let's divide these expressions into

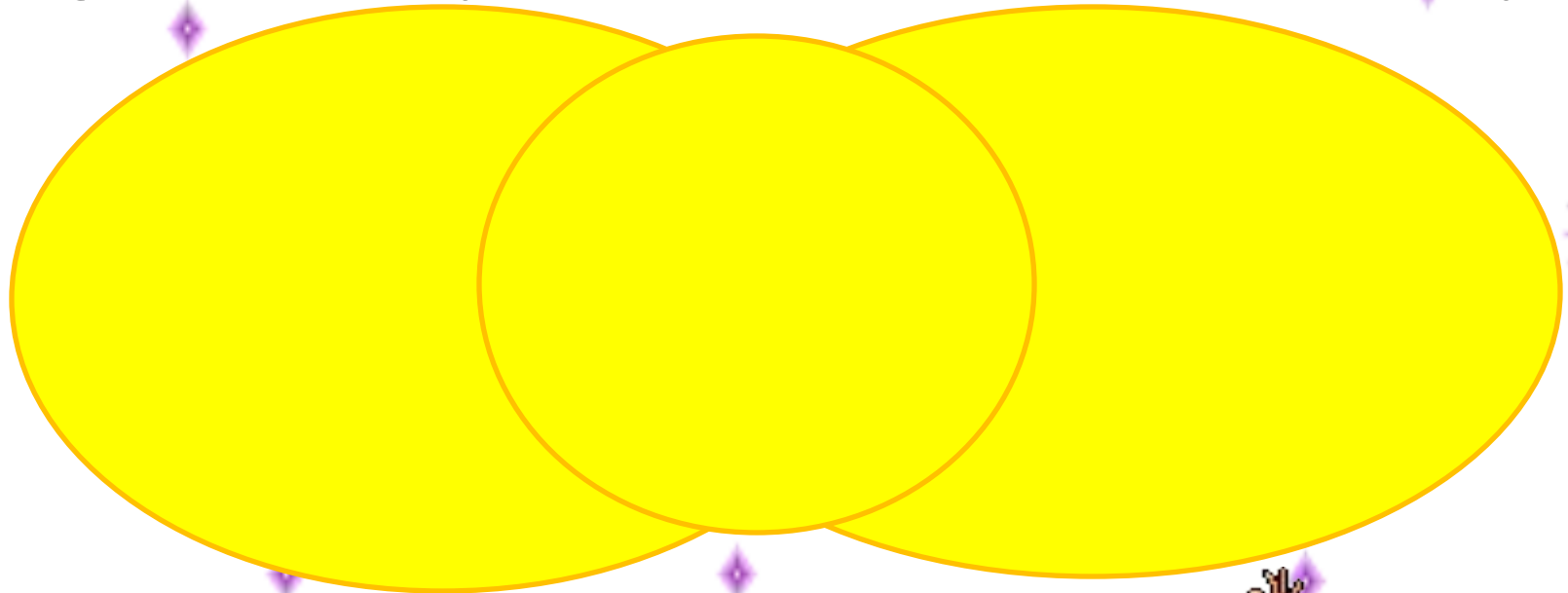
<b>Enjoy your holiday</b>	<b>Don't like your holiday</b>

# Fill in the Venn's diagram:

Olga's holiday

Both

Alia's holiday





# Write Samat's postcard





# Write Ainur's postcard





# Conceptual table

<b>Pupils</b>	<b>Went abroad</b>	<b>Went sightseeing</b>	<b>Enjoyed holiday</b>	<b>Bad weather</b>	<b>Friendly people</b>
<b>Olga</b>					
<b>Samat</b>					
<b>Ainur</b>					
<b>Alia</b>					

Let's say what are.....



# Homework:

- 1** To write your own postcard to your friend.
- 2** To write a composition about your last holiday.





Thank you for your attention!

The lesson is over, good-bye