

THE 10TH OF DECEMBER



Step 25





[k

]]

[ei

]]



[g

]]




[r

]]

[a: -

Λ]



[s


]]


[ð

]]


[z

]]





УЧИМСЯ ВМЕСТЕ


1 Послушай аудиозапись,  (140), и скажи, в каких случаях Том ошибается, отвечая на вопрос: **What is it?**



1.



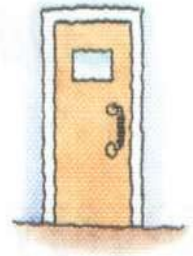
2.




3.



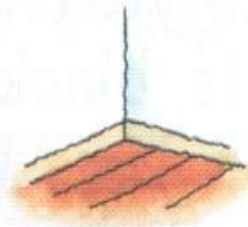
4.




5.



6.



7.



8.






good




sad




funny



happ



little



bi



bad

6.

7.

8.

Подбери подписи к этим картинкам.



1.



2.



3.



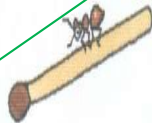
4.



5.



6.



7.



8.

а) It is a little black chick.

б) It is a big mug and a little green cup.

в) It is a big green tree and a little red bench.

г) It is a little funny doll.

д) It's a big book and a little troll.

е) It's a little sad elf.

ж) It's a funny red cat.

з) It's a match and a little red ant.




IT'S A + РАЗМЕР + ЦВЕТ + ПРЕДМЕТ.


3 Составь из трёх предложений одно.

Образец: It's a lamp. It is big. It is red. →
It's a big red lamp.

- 1) It's a tree. It is big. It is green.
- 2) It's a cat. It is little. It is black.
- 3) It's a fox. It is big. It is red.
- 4) It's a sheep. It is little. It is black.
- 5) It's a chimp. It is black. It is funny.
- 6) It's a horse. It is big. It is red.
- 7) It's a frog. It is little. It is green.
- 8) It's a dog. It is big. It is black.

5 Прочитай за диктором эти фразы,  (142), и скажи, как в английском языке можно построить отрицательные предложения.

it is not = it isn't

- | | | |
|-----------------------|---|-------------------|
| 1) It is not a bell. |  | It isn't a bell. |
| 2) It is not a cup. | | It isn't a cup. |
| 3) It is not a ship. | | It isn't a ship. |
| 4) It is not a star. | | It isn't a star. |
| 5) It is not a match. | | It isn't a match. |
| 6) It is not a park. | | It isn't a park. |
| 7) It is not a car. | | It isn't a car. |
| 8) It is not a port. | | It isn't a port. |


Согласная: Qq.

Буква q в сочетании с u читается как [kw].

q + u = [kw]

К

В

Посмотри на картинки и повтори за диктором, что на них изображено,  (144).



queen

короле

КВИ:

Н



quilt

одеял

КВОЛ

Т

