

***The theme:*** The place we live in.

The aim:

**a)** to introduce pupil`s ability with the meaning of the words.

**b)** to enrich pupil`s knowledge concerning on the theme: The place we live in.

**c)** to develop pupil`s skills in reading and translating.

The type of the lesson: Round up lesson.

Methods: question-answer, games, group work.

Equipment: cards, pictures, an interactive board, ball, tables.

Expecting results: Pupils should get more information about their house and flats, they should use new words in the text.

# **I. The procedure of the lesson:**

Organization moment.

Who is on duty today?

Who is absent?

What date is it today?

What is the weather like today?

# **II. Checking up the home task.**



# *Phonetic drill*










**East or West , home is best**







Task 2. Tick the right box.



*Task 3. Choose the correct answer.*



# Choose the correct answer:



You can sleep there! \_\_\_\_\_

You can eat and cook there! \_\_\_\_\_

You can clean your teeth there! \_\_\_\_\_

You can play and walk there! \_\_\_\_\_

You can live there! \_\_\_\_\_



*Task 4. True or false.*





# *Task 5. Parts of the house and furniture.*





Task 6. What can you see on this picture? Describe the rooms



## What do you see on this picture?



Living room [livinʒ rum]-қонақ бөлме

E.x.: I see on this picture a .....



What do you see on this picture?



Bedroom [bedrum]- жатын бөлме


E.x.: I see on this picture a .....



# *Task 7. Reading the texts*

**Ex. 10, 11. page 128**





Task 8 'There is/ are Translate'

**There is a sofa.**

**There are chairs.**

**There are some apples.**

**There is not cat.**



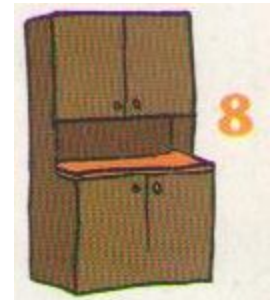
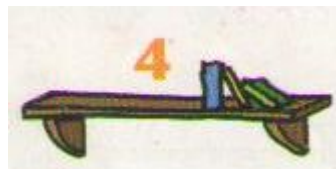

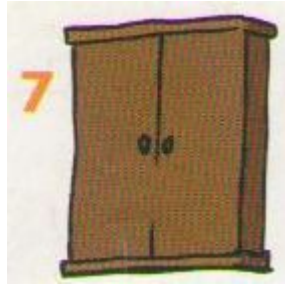


## *Task 9 Giving cards*

**Chair ,bed ,living room , lamp,  
bedroom, desk , study , table ,  
kitchen ,curtain ,bathroom ,  
carpet, bookcase , dining room,  
fridge , cooker ,corridor.**



# Furniture crossword





**Hometask:**

**Describe your friend`s house.**

**Marks:**

**The lesson is over. You are free.**

**Good-bye!**



