


ROLE PLAY IN ELT

A speech bubble graphic with a black outline and a light gray, textured interior. The text inside is written in a bold, black, sans-serif font. The speech bubble has a tail pointing downwards and to the left.

TELL ME
WHO I AM !




**Why use
role-play?**

- 
- **Speaking and listening skills used.**
 - **Fun.**
 - **To recycle previously learned vocabulary.**
 - **To improve fluency.**
 - **Experimentation with status (register/style).**
 - **Encourage quieter students to speak more.**
 - **Practice for real life situations.**




DRAMATIC DIALOGUES



- 
- Read the dialogues together in pairs practicing pronunciation and intonation.
 - Under each dialogue there is a list of possible context/emotion for each dialogue and practice it with each other.
 - Perform it to the class who must guess which context/emotion you're performing.

Banana!!



- 
- Use intonation to express a situation, however, you are only allowed to use one word – **BANANA**.
 - You have 5 minutes to rehearse the scenario.
 - Act out the scenario for the whole class.

**THANK YOU FOR YOUR
ATTENTION!**



ANY QUESTIONS?