

# Choose the odd word out.

1. Comedy – mystery-science fiction -**typical**

2. Obsession- compass – obstacles – **rub**

3. **Used to** – after - until – then

4. Explored – solved – **incredible** - lid

***THE TOPIC OF OUR LESSON IS  
"PROGRESS CHECK"***

<b>We are going to</b>		vocabulary
	repeat	Past Simple
	read	the text
	do	exercises
	play	games
	make	story

# CHECK YOURSELVES!

<b>1</b>	<b>2</b>	<b>3</b>	<b>4</b>	<b>5</b>
<b>C</b>	<b>D</b>	<b>A</b>	<b>B</b>	<b>E</b>

<b>MISTAKES</b>	<b>0</b>	<b>1</b>	<b>2-3</b>	<b>4-5</b>
<b>MARKS</b>	<b>5</b>	<b>4</b>	<b>3</b>	<b>2</b>

# Fill in the word.

amazed

explore

compass

cosy

solve

hide

rubbing

1. What can we do to solve the problem of unemployment?
2. Where did you hide the money? I can't find it.
3. Let's use a compass to find our way home.
4. Let's explore the city before it gets dark.
5. I love my flat. It's nice and cosy.
6. Stop rubbing your eyes.
7. I was amazed by her beauty.

# *self-assessment card*

**Name:**

<b>Goals:</b>	<b>Excellent “5”</b>	<b>Good “4”</b>	<b>Sat “3”</b>	<b>Poor “2”</b>
<b>I know <u>VOKABULARY</u></b>				
<b>I know <u>GRAMMAR</u></b>				
<b>I <u>read and understand the story</u></b>				
<b>I can talk about <u>events in the past</u></b>				
<b>I can <u>work in the group</u> (оценивается другими членами группы)</b>				
<b>Total mark:</b>				



**WHAT DID / DIDN'T YOU USE TO  
DO  
WHEN YOU WERE SEVEN?**

# *self-assessment card*

**Name:**

<b>Goals:</b>	<b>Excellent “5”</b>	<b>Good “4”</b>	<b>Sat “3”</b>	<b>Poor “2”</b>
<b>I know <u>VOKABULARY</u></b>				
<b>I know <u>GRAMMAR</u></b>				
<b>I <u>read and understand the story</u></b>				
<b>I can talk about <u>events in the past</u></b>				
<b>I can <u>work in the group</u> (оценивается другими членами группы)</b>				
<b>Total mark:</b>				

**1. READ THE STORY AND  
PUT THE PARAGRAPHS  
IN THE CORRECT ORDER.**

**2. PUT THE VERBS IN  
BRACKETS IN THE PAST  
SIMPLE.**



**1) WHICH PARAGRAPH GIVES INFORMATION ABOUT**

**A) - 2**

**B) - 3**

**C) - 1**

**2) PUT THE EVENTS FROM THE STORY IN THE CORRECT ORDER.**

**1 - 4**

**2 - 2**

**3 - 5**

**4 - 1**

**5 - 3**



**NOW I KNOW ...**


**I CAN ...**

**IT WAS DIFFICULT ...**

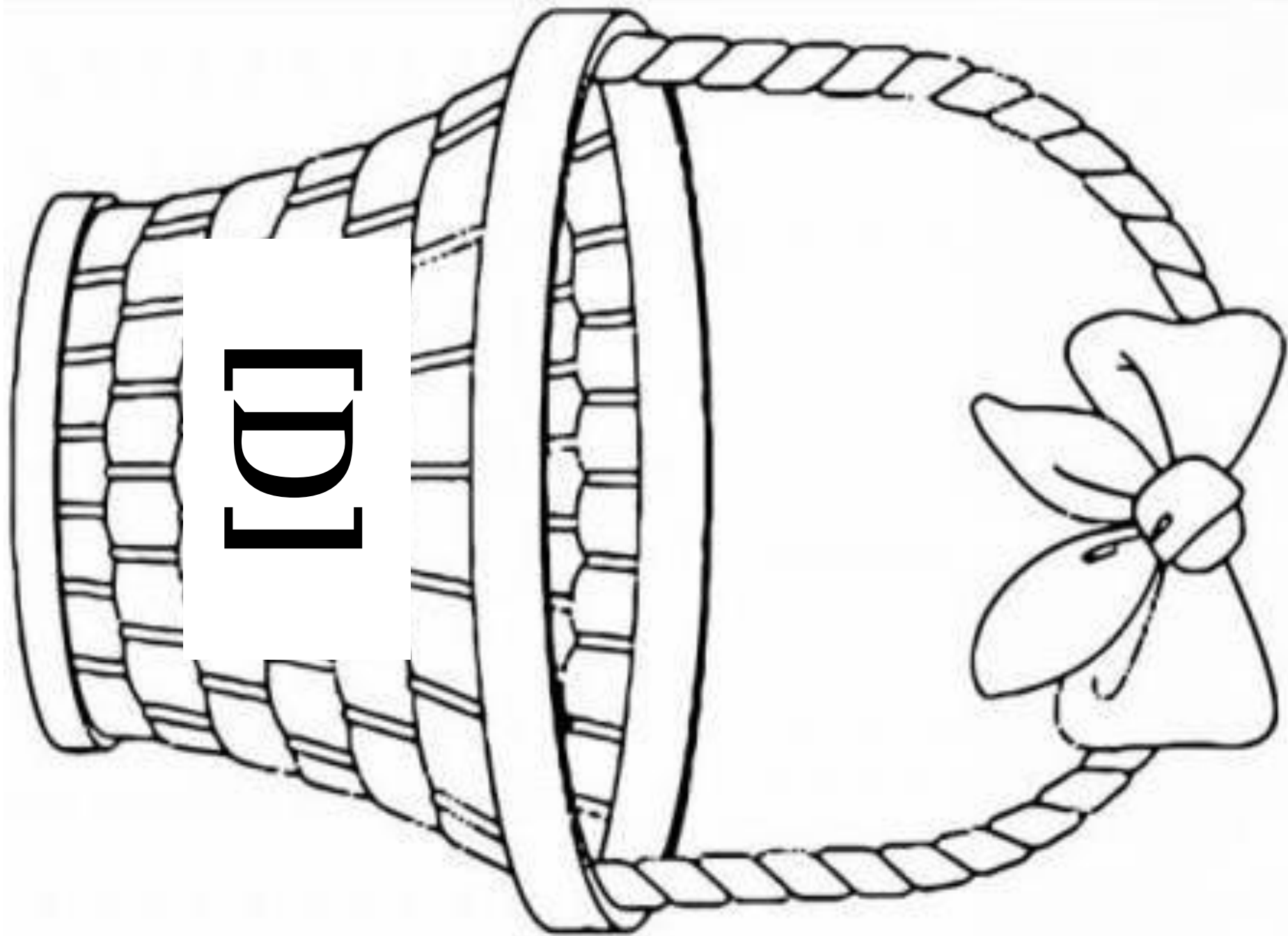


**THANK YOU  
FOR YOUR ATTENTION!!!**

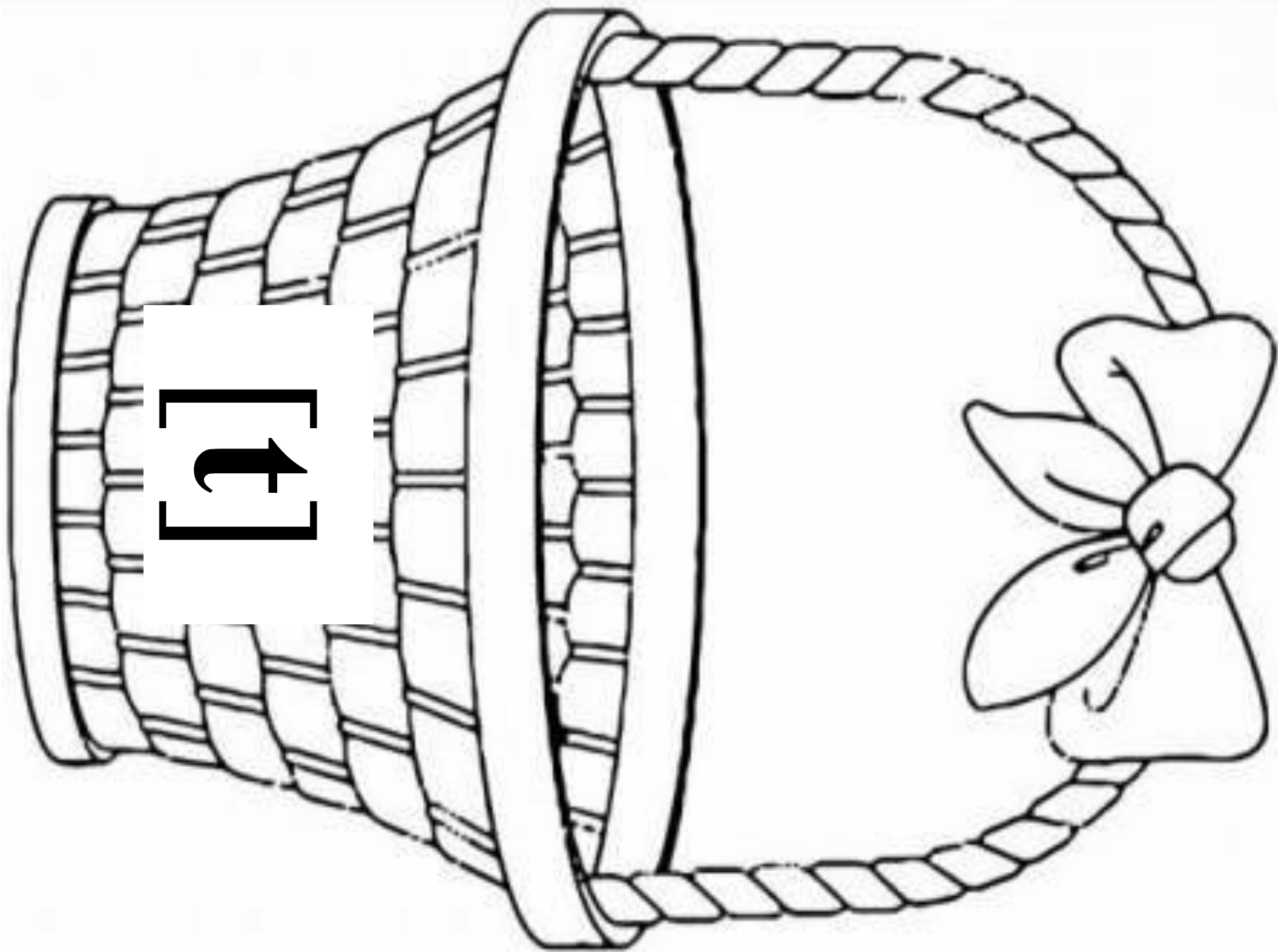
- После распечатки корзиночек, не забудьте!!!! удалить их из презентации, спасибо за понимание



[ID]



[D]



[↑]