





# I LOVE FOOD and SHOPPING!







- Rat-a-tat-tat,
- Who is that?
- Only Grandma's pussy cat.
- What do you want?
- A bottle of milk.
- Where is your money?
- In my pocket?
- I forgot it.
- Oh, you are a silly pussy cat!

- ▶ Speak about tasty food
- ▶ Write the names of the food
- ▶ Do the exercises
- ▶ Read
- ▶ Revise grammar rules



# WORK IN PAIRS

- ▶ What is your favorite food?
- ▶ My favorite food is.....
- ▶ Do you like going shopping?
- ▶ Yes, I do/ No, I don't.
- ▶ What do you usually buy when you go shopping?
- ▶ I usually buy....






▶ Much, little, a little



▶ Many, few, a few





# VINAIGRETTE SALAD



# INGREDIENTS

# ORDER

1 beetroot	Boil a few potatoes carrots	2
2 carrots	Cut a few carrots and beetroots into small pieces	6
3-4 potatoes	Boil a few beetroots	1
Salted cabbage	Chop the potatoes and a little salted cabbage	3
5-6 pickled cucumbers	Chop the onion	4
1 onion	Mix all products	7
salt	Cut a few pickled cucumbers into small pieces	5
oil	Add a little salt and oil	8



WHERE DO  
PEOPLE GO  
TO BUY THINGS?

- ▶ In the past people went shopping every day. They went to the butcher`s to buy meat. For tea, sugar, flour, a box of sweets or a bar of chocolate they went to the grocer`s. They bought butter, milk, cheese at the dairy. For a loaf of bread, biscuits, cakes, pies they went to the baker`s. They bought fruit and vegetables at the greengrocer`s.



# SHOPS

a baker's



a greengrocer's



a dairy



a butcher's



a grocer's



- ▶ At the greengrocer's
- ▶ In the kitchen
- ▶ At the grocer's
- ▶ In the café





# Синквейн

1.	Тема (слово)	colours
2.	Два прилагательных, описывающих это слово	bright, different
3.	Описание действий (3 глагола)	see, draw, admire
4.	Фраза из 4 слов, которые выражают сущность	make our life nicer
5.	Синоним первого слова, который раскрывает суть этого понятия	beauty

- ▶ Students
  - ▶ Creative, talented
  - ▶ Spoke, wrote, listened
  - ▶ We had a good time together.
  - ▶ Thank you!
- 
- A decorative graphic consisting of several parallel white lines of varying lengths, slanted upwards from left to right, located in the bottom right corner of the slide.



