



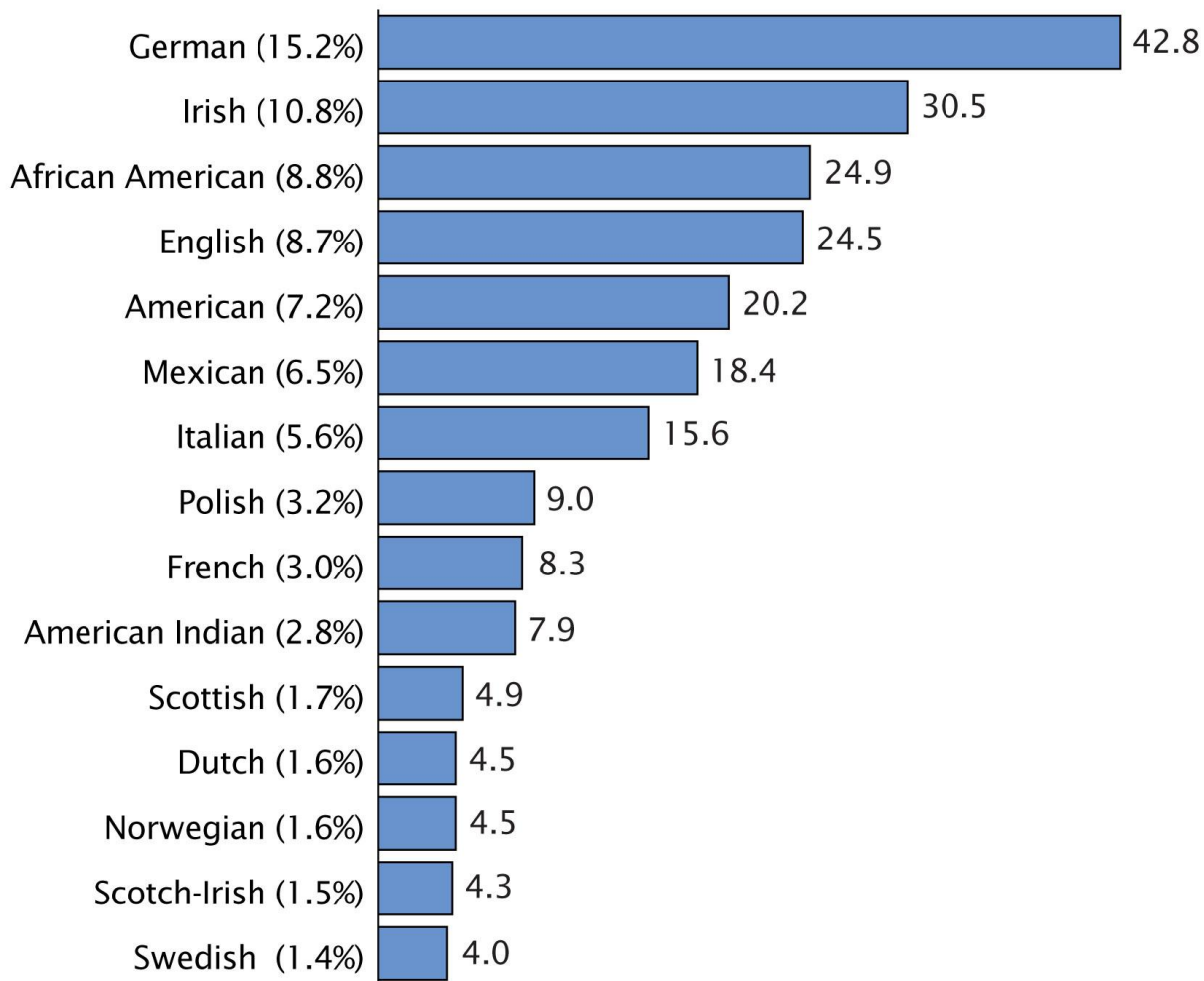




Figure 2.

## Fifteen Largest Ancestries: 2000

(In millions. Percent of total population in parentheses.  
Data based on sample. For information on confidentiality protection,  
sampling error, nonsampling error, and definitions, see  
[www.census.gov/prod/cen2000/doc/sf3.pdf](http://www.census.gov/prod/cen2000/doc/sf3.pdf))



Source: U.S. Census Bureau, Census 2000 special tabulation.



- <https://www.youtube.com/watch?v=UjxW...>



gg\_H







# New York City



**Bronx**

**Manhattan**

*LaGuardia Airport*

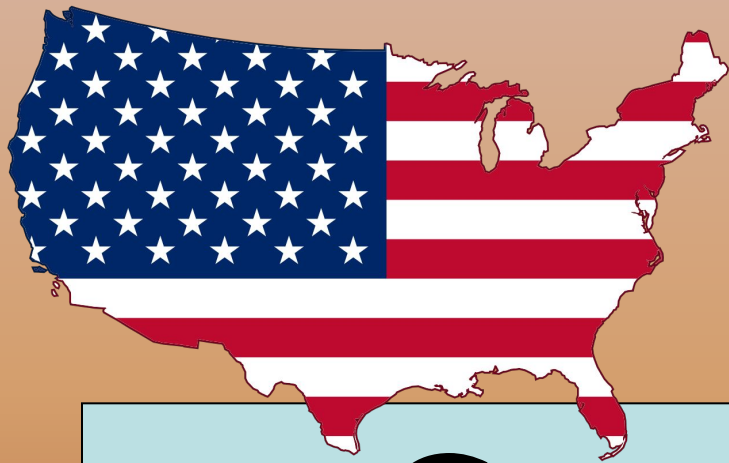
**Queens**

*Newark Liberty International Airport*

**Brooklyn**

*John F. Kennedy International Airport*

**Staten Island**



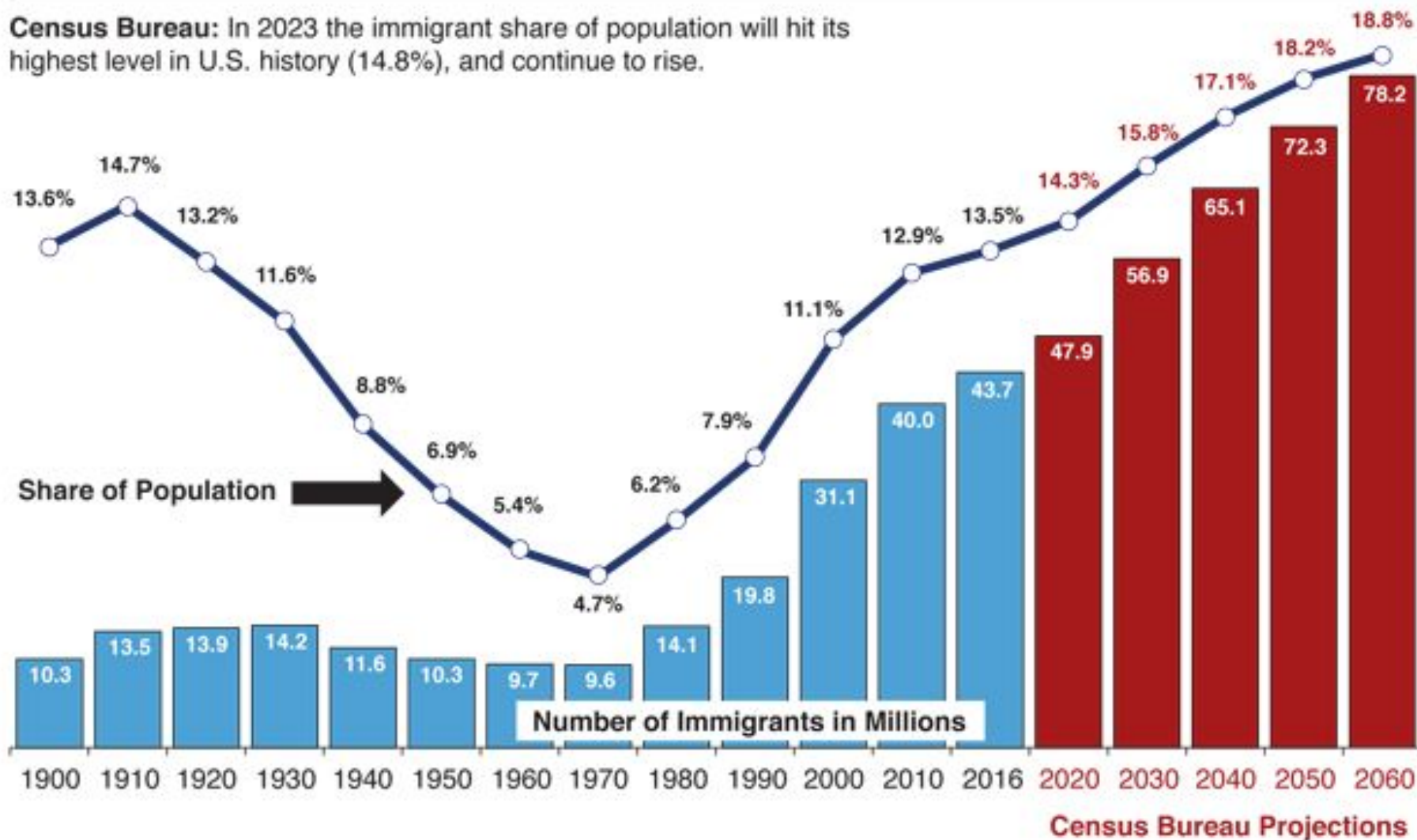
# GATEWAY TO AMERICA

Culture corner



## Immigrants in the U.S., Number and Percent, 1900-2016 Plus Census Bureau Projections to 2060

**Census Bureau:** In 2023 the immigrant share of population will hit its highest level in U.S. history (14.8%), and continue to rise.



**Source:** Decennial census for 1900 to 2000, American Community Survey for 2010 and 2016. For 2020 to 2060, see [Census projections through 2060](#).

- <https://www.youtube.com/watch?v=HGkqh-iwS28>







