

№ 228 орта мектеп

Ашық сабақ

The theme: I'll be a doctor

Сыныбы: 6

Дайындаған : ағылшын пәнінің мұғалімі М.Өтегенова

The theme: I'll be a doctor

The aims of the lesson:

To practice the grammar material of the previous lesson; to revise the theme.
To promote acquirement of new words and word combinations.
To develop pupils logical thinking; to form the vision of their future.
To develop pupils writing, speaking, reading skills.

The type of the lesson: The new lesson

The methods of the lesson: question – answer, explanation, presentation.

Visual aids: the interactive board, slides, pictures, textbook.

The procedure of the lesson.



1. Organization moment.

Good afternoon pupils!

Who is on duty today?

Who is absent?

What day is it today?

What date is it today?

What is the weather like today?

II. Phonetic drill

When the weather is wet,
We must not fret.

When the weather is cold,
We must not scold.

When the weather is warm,
We must not storm-
But be thankful together,
Whatever the weather.



III. Checking the home task.

Exercise 7.

The two best pupils of class check the home work
of other pupils and give them marks.

Ask about the new words of the previous lesson.

Мамандықтар



Профессии • Trades

Мектеп жасына дейінгі балаларға арналған насихаттық (дидактикалық) құрал



The background is a bright yellow color. It is decorated with several brown butterflies with white spots, scattered across the top and sides. At the bottom corners, there are clusters of red roses with green leaves.

Warm –up

What are you going to be when you are 23?

I don't know, perhaps,


I'll be a pilot.

I'll be a doctor.

I'll be a teacher

I'll be a manager.

Teacher: What will you be when you are 25?




Colin: I'll be a painter.



Carol: I'll be a doctor




Teacher: And what will you be, Dima?




Dima: I'll be a policeman.

Ғарышкер
КОСМОНАВТ
astronaut



a cosmonaut - ғарышкер

III. The explanation of the new lesson. To give more information about the trades.

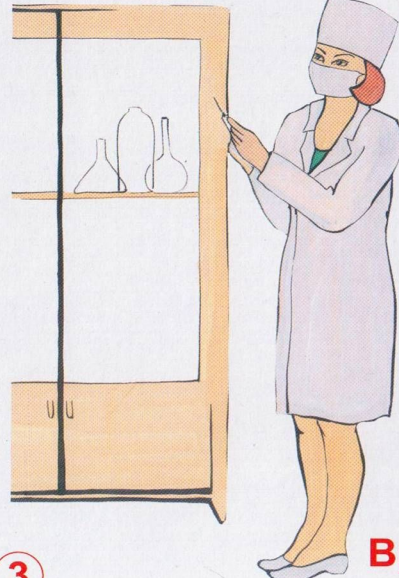


a designer - әрлеуші



a pilot- ұшқыш

Дәрігер Doctor



3

Врач

© Хамзин Б. Х. 2008

a doctor – дәрігер



an artist – суретші



a bank manager –
банк басқарушысы



a lawyer – заңгер



a receptionist -
хатшы



a programmer - бағдарламашы






Doing exercises about the theme.

Work in group.




Working in groups in 4-5 pupils.

Exercise 3

1st group





18



20





2nd group



Exercise 3 (B)

1st group

- a) ['a:tɪst] _____
- b) ['dɒktə] _____
- c) ['lɔ:jə] _____

2nd group

- a) ['paɪnt] _____
- b) [di'zainə] _____
- c) ['da:nse] _____

Exercise 4.

Interview your friend.


--What will you be
when you are 25?

--What countries will you
travel when you are 25?
--

Consolidation of the new theme

Crossword

			p					
опертор			r					
Дәрігер			o					
			f					
мұғалім			e					
			s			Тіс дәрігері		
			s					
инженер			i					
ЖҰМЫСШЫ			o					
			n					



IV. Home task

V. Marks for the lesson