

**Welcome to our  
English lesson!**

# Phonetic drill.

-ng [ŋ]

-living room


-reading

-sing

-song

-dining room





# My house

ant

cat

how

mouse

ten

look

green

doll

she

cow

house

pen

hat

aunt

ball

queen


book

he



**\* Checking up  
the home task.**

- a) Read the text.**
- b) Learn by heart the new words.**

- 
- \* **Guess the riddle.**
  - \* This room is large . We watch TV in this room...
  - \* What room is it?

a living room

The 23<sup>th</sup> of February

Unit 6. Lesson 3

Our living room.

# Listen and learn the new words



**Art-бейнелеу өнері**

**in-ішінде**

**wall-қабырға**


**on-үстінде**

**reading-оқылым**

**picture-сурет**



**There is** an  
apple on  
the table.



Столдың үстінде  
(1) алма бар.

**There are**  
apples on  
the table.



Столдың үстінде  
алмалар бар.



Remember!

are + not = aren't

- There are books in the living room.

*Қонақ бөлмеде кітаптар жоқ.*

- There aren't toys in the living room.

*Қонақ бөлмеде ойыншықтар жоқ.*



# Translate.

1. Сөмкеде кітаптар жоқ.
2. Жуынатын бөлмеде теледидар жоқ.
3. Бөлмеде гүлдер жоқ.
4. Тәрелкеде алмалар жоқ.




1 Listen and read.

Track 41



This is our living room.

It's big and beautiful. There are many pictures on the wall. My father likes art. There are many books in our living room. My mother likes reading. There aren't toys in the living room. They're in my bedroom.



# Doing exercise.

## Ex. 2 Complete the sentences.

② Complete the sentences.

1. \_\_\_\_\_ There are n't windows in the room.
2. \_\_\_\_\_ There is a door in the room.
3. \_\_\_\_\_ There isn't a big table in the living room.
4. \_\_\_\_\_ There are flowers on the table.



## Критерийлер:



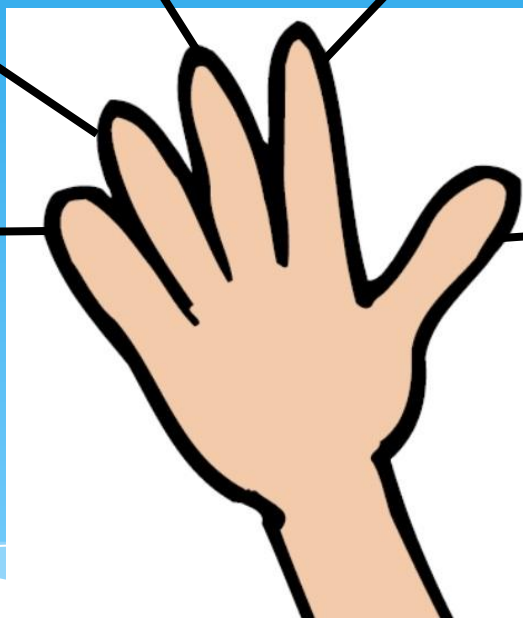
Сөйлемнің дұрыс құрылуы

Сөздерді қатесіз дыбысталуы

Қатесіз жазылған

Әдемі жазылған

Сөйлем саны көптігі





## Критерийлер:



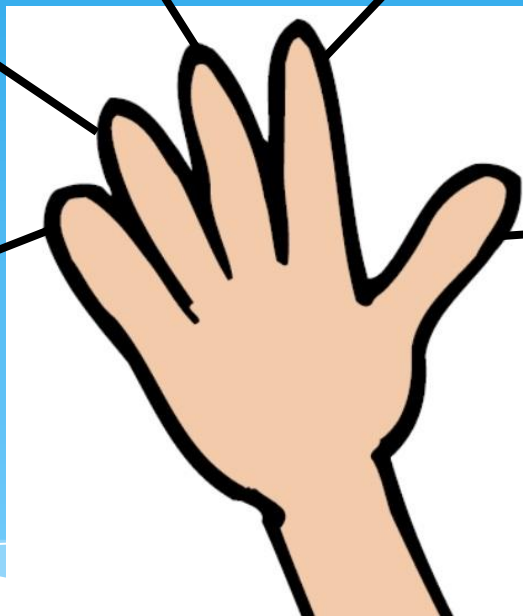
Сөйлемнің дұрыс құрылуы

Сөздерді қатесіз дыбысталуы

Ұқыпты, таза орындалуы

Топ мүшелерінің  
толық қатысуы

Сөйлем саны көптігі




# Project work. Describe the rooms.


## 1<sup>st</sup> group



## 2<sup>nd</sup> group



Let's





## Check yourself

\* **Ex.2 Write the missing word. Individual work.**

1. There *aren't flowers in the room.*
2. *There* are *books on the shelf.*
3. *There* is *a big TV in our room.*
4. There *isn't a table in the living room.*



# Traffic Lights




- қатесіз  
(*no mistake*)



- 1 қате  
(*1 mistake*)



- 2-3 қате  
(*2-3 mistakes*)



# Ex.3 Unscramble the words

3

?!

idownw



--	--	--	--	--	--	--	--

werolf



--	--	--	--	--	--	--	--

icterup




--	--	--	--	--	--	--	--

elfsh



--	--	--	--	--	--	--	--

alwl



--	--	--	--	--	--	--	--

rood



--	--	--	--	--	--	--	--

4 Put the missing letters and match the words to the pictures.



si \_ \_



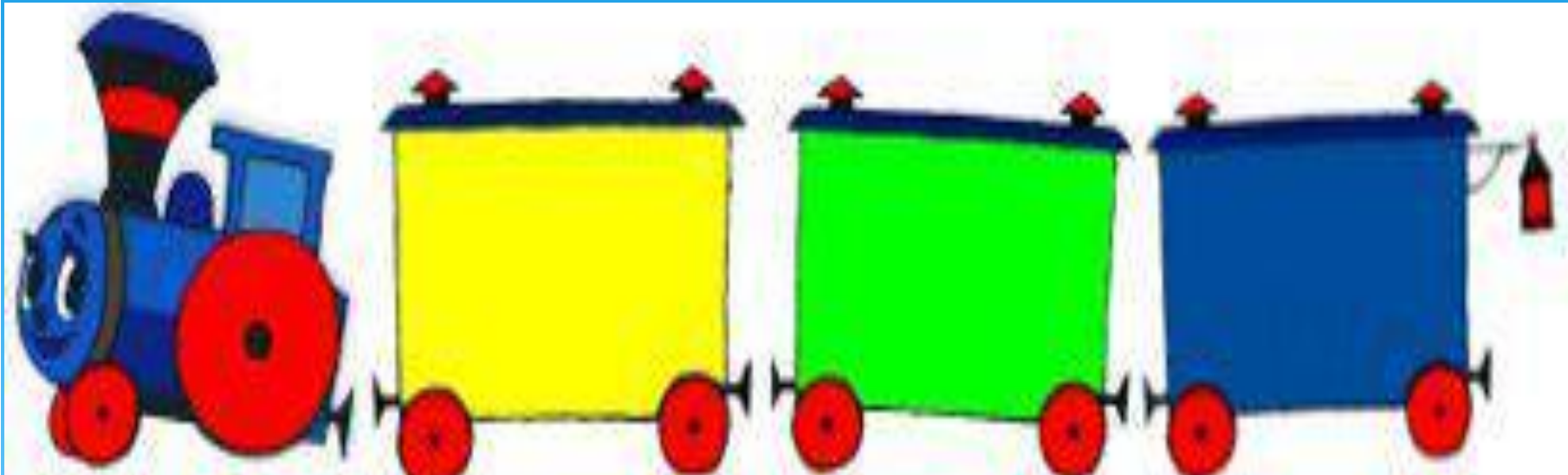
readi \_ \_



livi \_ \_ room



# Reflection





Did you like the lesson?



# Home work:

Exercises 1 and 5 (write)

New words (learn by heart)










Goodbye,  
children!  
Our lesson is  
over.





**I am  
happy**

**I'm  
confused**

**I'm  
bored**