



Викторина по английскому языку

в 3 классе

Всезнай ка



**Timetable**

**English**

**Maths**

**PE**

**Art**

**Nature Study**








Find the opposites. Read and translate. (учащиеся находят противоположные по значению слова и перемещают их на нужное место; читают и переводят).

- 1) Yes - father
- 2) Mother - no
- 3) Sister - brother
- 4) Hello - day
- 5) White - black
- 6) Night - good-bye
- 7) Cat - girl
- 8) Boy - dog
- 9) Big - can't
- 10) Can - small



- 
- A scroll with a list of 10 items. The scroll is unrolled and lies on a wooden surface. The list is written in black text on a white background. The scroll is bound with two wooden rollers on the left and right sides. A quill pen is visible in the bottom left corner.
- 1) Yes -no
  - 2) Mother – father
  - 3) Sister – brother
  - 4) Hello – good-bye
  - 5) White – black
  - 6) Night – day
  - 7) Cat – dog
  - 8) Boy – girl
  - 9) Big – small
  - 10) Can – can't

Бегут спортсмены

разных стран

Бежать – запомни,

будет

**run**





Шумит, ликует стадион  
При свете ярких ламп.  
Отлично прыгнул чемпион!  
А прыгать будет

jump



Любит плавать наш  
Максим,  
Плавать — по-английски

**swim**





Шарик, шарик, улетай!  
Летать, запомни, будет –

fly



Мы едем в город снова. Идти и ехать

go



**Bear**





# Wolf



# Fox



# Frog







# Cow



# Horse



Pig




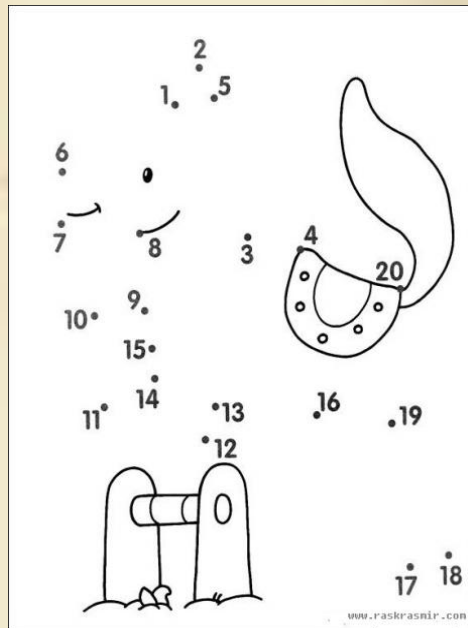


# Goose



**Our 2<sup>nd</sup> lesson is Maths**

# Listen to the task. connect the dots by saying the numbers





**Our 3<sup>rd</sup> lesson is PE**



The image shows a spiral-bound notebook with a light green cover. The pages are white with a repeating pattern of small, stylized green leaves. The text is centered on the page in a purple, serif font. At the top and bottom of the page, there are decorative borders consisting of a row of green leaves.

**Our 4<sup>th</sup> lesson is Art**



The background of the slide is a spiral-bound notebook with a light green cover and a pattern of small green leaves scattered across the pages. The spiral binding is visible at the top and bottom edges.

**Task next Listen and  
draw a Picasso  
picture**



**Our 5<sup>th</sup> lesson  
is Nature Study**





## Who is it?

I am green. I can not run. I can jump and swim

I am grey. I can run. I live in a house.

I am orange. I can run. I like hen.


I am black. I can run and jump. I like mouse.

I am green. I can swim. I like fish and meat

I am brown. I can climb. I like honey










# HOME TASK

## EXERCISE 8 PAGE 95

### VOCABULARY







You are very clever



Giving your marks



The lesson is over.  
Good bye!

