

*«Эффективные приёмы формирования
личностных УУД на уроках
иностранного языка»*


*Елена Александровна Бондаренко,
учитель английского языка МАОУ СОШ № 8*



*«Личностью не рождаются,
личностью становятся».*

(А. Н. Леонтьев)



 **Федеральный
Государственный
Образовательный**

СТАНДАРТ

«Важнейшей задачей современной системы образования является формирование универсальных учебных действий, обеспечивающих школьникам умение учиться, способность к саморазвитию и самосовершенствованию».





ОСНОВНЫЕ ВИДЫ УУД:

- **ЛИЧНОСТНЫЕ**
- **РЕГУЛЯТИВНЫЕ**
- **ПОЗНАВАТЕЛЬНЫЕ**
- **КОММУНИКАТИВНЫЕ**



ЛИЧНОСТНЫЕ УУД

формируют у учащегося нравственную, моральную, ценностно-смысловую и социальную ориентацию, обеспечивают формирование норм внутренней позиции школьника и межличностных отношений.



ЛИЧНОСТНЫЕ УУД

**ЦЕННОСТНО-СМЫСЛОВАЯ
ОРИЕНТАЦИЯ**

**НРАВСТВЕННАЯ
ОРИЕНТАЦИЯ**

**СОЦИАЛЬНАЯ
ОРИЕНТАЦИЯ**



ЛИЧНОСТНЫЕ УУД ЭТО:

- **МОТИВАЦИЯ – я хочу и буду знать, потому что...**
- **ЗАЧЕМ МНЕ НАДО ЧИТАТЬ, СЛУШАТЬ, ПОНИМАТЬ, ПИСАТЬ. ГОВОРИТЬ ПО-АНГЛИЙСКИ?**
- **О ЧЕМ я хочу и могу прочесть, рассказать, писать по-АНГЛИЙСКИ?**

СОЦИАЛЬНАЯ ОРИЕНТАЦИЯ:

- ЛИЧНОСТНОЕ
- ПРОФЕССИОНАЛЬНОЕ
- ЖИЗНЕННОЕ САМООПРЕДЕЛЕНИЕ





ИГРА «КТО БЫСТРЕЕ»

Aa

– America, apple

Bb

– ball, balloon...

A background image showing the hands and arms of several children sitting at a desk, writing in notebooks. The children are wearing light-colored clothing. The image is slightly blurred and has a warm, orange-tinted overlay.

ПРИМЕРНЫЙ СПИСОК СЛОВ ДЛЯ ИГРЫ «КТО Я?»

I think that I'm...

brave (смелый)

cheerful (веселый)

shy (застенчивый)

cunning (хитрый)

smart (умный)

bully (задиристый)

fair (справедливый)

ПРОВЕДЕНИЕ ФИЗКУЛЬТМИНУТОК





ЦЕННОСТНО-СМЫСЛОВАЯ ОРИЕНТАЦИЯ

подразумевает избирательное отношение человека к моральным и духовным ценностям, систему его установок, убеждений, предпочтений, выраженную в поведении.

УМК Ю.Е. ВАУЛИНОЙ «АНГЛИЙСКИЙ В ФОКУСЕ»



ИТОГОВЫЕ ПРОЕКТЫ ОБУЧАЮЩИХСЯ ПО ИЗУЧЕННЫМ ТЕМАМ:



«Мой класс».



«Опиши своего робота».

ПРАВСТВЕННАЯ ОРИЕНТАЦИЯ


*подразумевает понимание моральных норм,
способность соотносить свои поступки
с общепринятыми этическими
и моральными нормами.*



ИСПОЛЬЗОВАНИЕ РЕФЛЕКСИВНОГО ЭКРАНА

Рефлексия

Your marks:



«Лестница успеха»

уверен в своих знаниях

нужно ещё повторить


нужна помощь



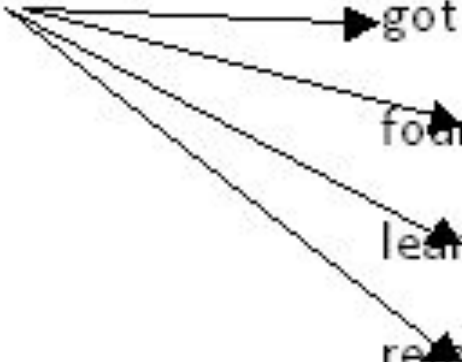
ПРАВИЛА СОСТАВЛЕНИЯ СИНКВЕЙНА:

1. Первая строка – тема стихотворения, выраженная одним словом, обычно именем существительным.
2. Вторая строка – описание темы в двух словах, как правило, именами прилагательными.
3. Третья строка – описание действия в рамках этой темы тремя словами, обычно глаголами.
4. Четвертая строка – фраза из нескольких слов, выражающая отношение автора к теме.
5. Пятая строка – одно слово – синоним к первому, на эмоционально – образном – обобщенном уровне , повторяющее суть темы.

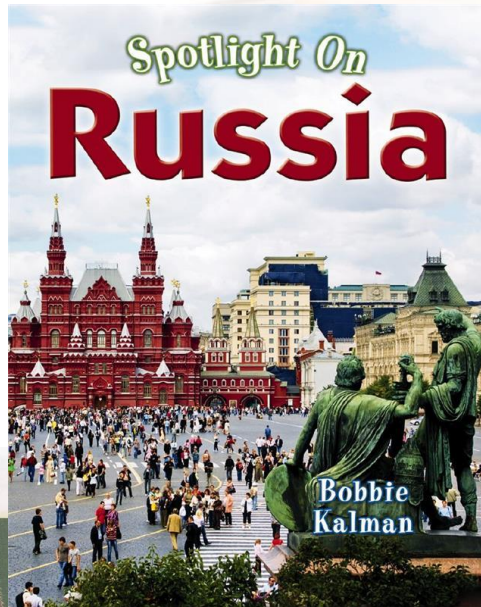
Finish the sentences:

Now I  know how to
can

- speaking about
- understanding the information
- explaining the problem
- saying my opinion on...
- giving arguments
- finding necessary information
- expressing my attitude to....

During today's lesson I have  got acquainted
found out
learnt
remembered

SPOTLIGHT ON RUSSIA



Spotlight on Russia looks at ...

KAMCHATKA'S GENTLE GIANTS


Kamchatka is a wild land of volcanoes, forests and lakes. It is also home to thousands of Kamchatka brown bears.

The Kamchatka brown bear is very, VERY big. It can weigh 400 kg. When it stands up, it can be 2.50 m tall. It is very strong, with big teeth and long, sharp claws.

These big animals are usually very peaceful – unlike Siberian bears. For most of the year they live in thick forests and eat berries, nuts and roots.

In the summer months, millions of salmon swim up Kamchatka's rivers from the sea. These fish are the bears' favourite food. Bears travel hundreds of kilometres to live next to the rivers and catch the salmon. Bears are very good swimmers, and their thick fur keeps them warm in the ice-cold water.

When summer finishes, the bears go back to the forest. There they make a warm den¹ where they can spend the winter.



We arranged a journey to a space museum near Moscow. John loves space travel and was really excited about it, I didn't think I would like it that much, but it was a great experience.

Spotlight on Russia visits the RSC Energia Museum of Space



The Space Museum of RSC Energia contains an incredible record of Russia's history of space travel.

There are many things to see and do at the museum. You can touch the capsule in which Yuri Gagarin became the world's first cosmonaut, and you can see the Voskhod 2 spacecraft that Aleksei Leonov left behind when he made the first spacewalk. You can also view a space kitchen, a space shower and even a space toilet!

If you want to know what it's like to be in space, then this is your chance to find out. You can enter a replica of the Mir Space Station and sit in the crew commander's or the flight engineer's chair. When you enter the descent module of the Soyuz spacecraft, you can operate many of the important control handles. You will feel just like a real cosmonaut, floating in space, ready for re-entry into the Earth's atmosphere.

Wow! Going round the space museum was really fun and it shows how far space travel has come in the last 40 years. Maybe in another 40 years' time we'll be writing for Spotlight on the Moon!

DISCUSS

- What do you think it is like to travel in space? Describe your thoughts to your partner.
- What other interesting things about space would you like to see?

- What will people do in space in 1,000 years? Write in and tell us about them www.spotlightonrussia.fr

ЗАДАНИЯ НА ФОРМИРОВАНИЕ ЛИЧНОСТНЫХ УД ИЗ ПЕЧАТНОЙ ТЕТРАДИ

A Lessons I Love

B People I Like

C About Me


Internet Explorer

WELCOME to my homepage!

1)
hi, my name's jane and i'm twelve years old. i go to hillside school. i'm in class 1a.

2)
My favourite subjects are english, history, art and music. i don't like geography because i'm not very good at it!

3)
My favourite teacher is mr green. he teaches history and he is very nice. My best friend is called Rachel. she is in my class.



- I
- it
- he
- she

3 Fill in the form about you and your school.

Your name:

Your age:

Name of your school:

What class you are in:

Your favourite school subjects:

School subjects you do not like:

Your favourite teacher:

Your best friend:

4 Use the information in Ex. 3 and the homepage above to write about you and your school.



My family!



Vocabulary

1 a) Read the letter and fill in:

- family • brother • grandfather • plays • mother
- grandmother • father • languages • lucky • kind

Dear Erica,

Hi, I'm Amy Clark. I'm ten years old. This is a picture of my 1) They are all very nice people. My 2) is Mike. He's 36 and very friendly. He can speak two 3), English and French. Janice is my 4) She's 35 and a very 5) person. My 6) is Gary. He's 62 and very funny. He is my mother's father. Nancy is my 7) She's 59 and 8) the piano very well. Jesse is my little 9) He's 8 and very clever. He can be a little crazy, too! My family is great and I'm so 10) to have them!

Write back and tell me about your family. Send a picture!

Yours,
Amy

b) Draw Amy's family tree.

2 a) List all the adjectives in Amy's letter which describe character. Add four more.

b) Use adjectives to make sentences about your family.

► My mum's sweet and clever.

Grammar

♦ Can (ability)

3 Look at the table and fill in *can* or *can't*.

play the	speak	make
----------	-------	------

2 Karen make pizza, but she sing.

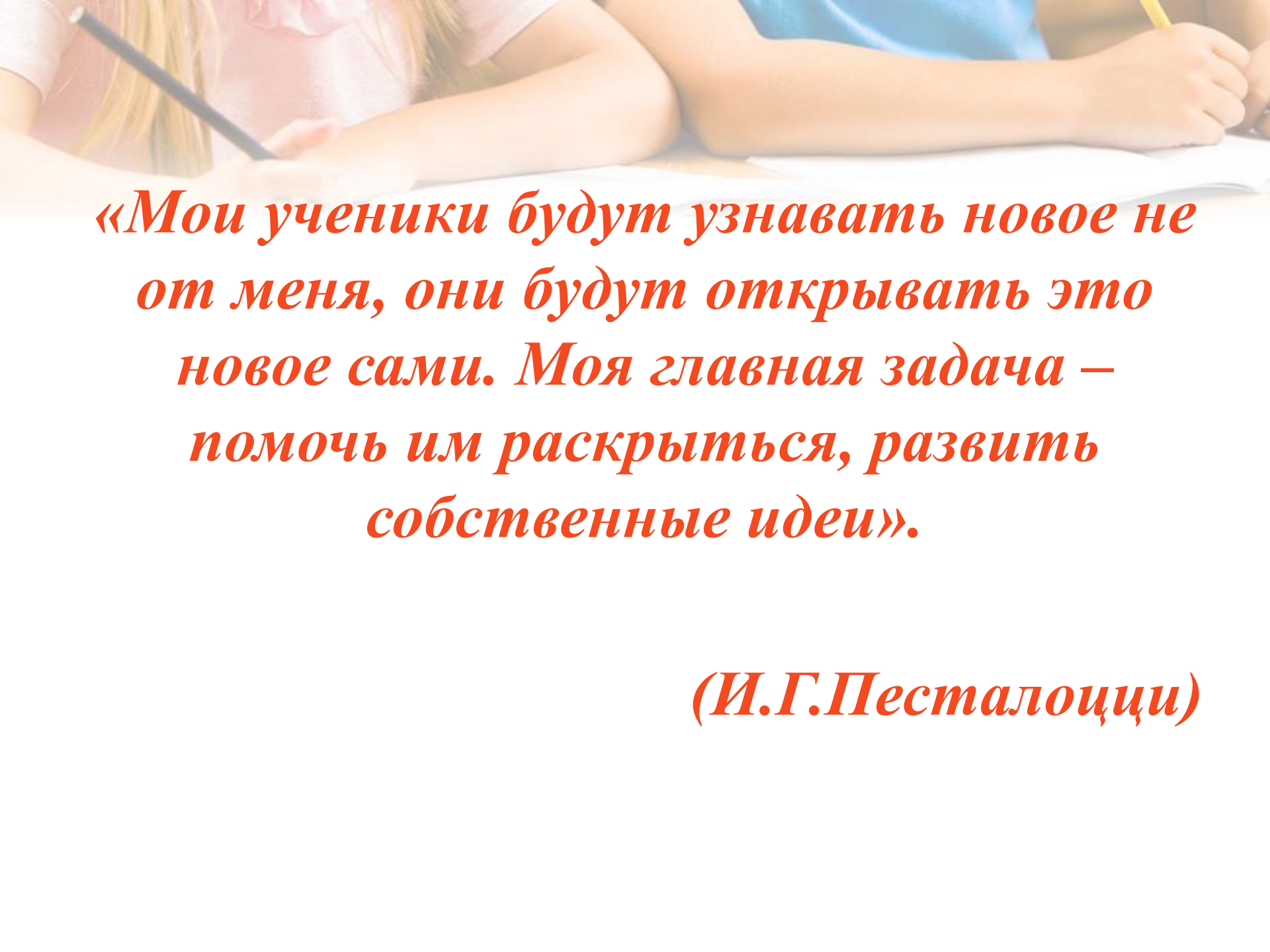
3 Lisa sing, but she play the guitar and she make pizza.

4 John & Mary play the guitar, but they sing.

5 Peter make pizza, but he speak Italian and he sing.

4 Fill in the correct *pronoun* or *possessive adjective*.

1 Jason is a good friend. I see

A background image showing the hands and arms of several children sitting at a desk, writing on papers. One child in the foreground is wearing a pink shirt and holding a black pen. Another child to the right is wearing a blue shirt and holding a yellow pencil. The scene is brightly lit, suggesting a classroom environment.

«Мои ученики будут узнавать новое не от меня, они будут открывать это новое сами. Моя главная задача – помочь им раскрыться, развить собственные идеи».

(И.Г.Песталоцци)



СПАСИБО ЗА

ВНИМАНИЕ!