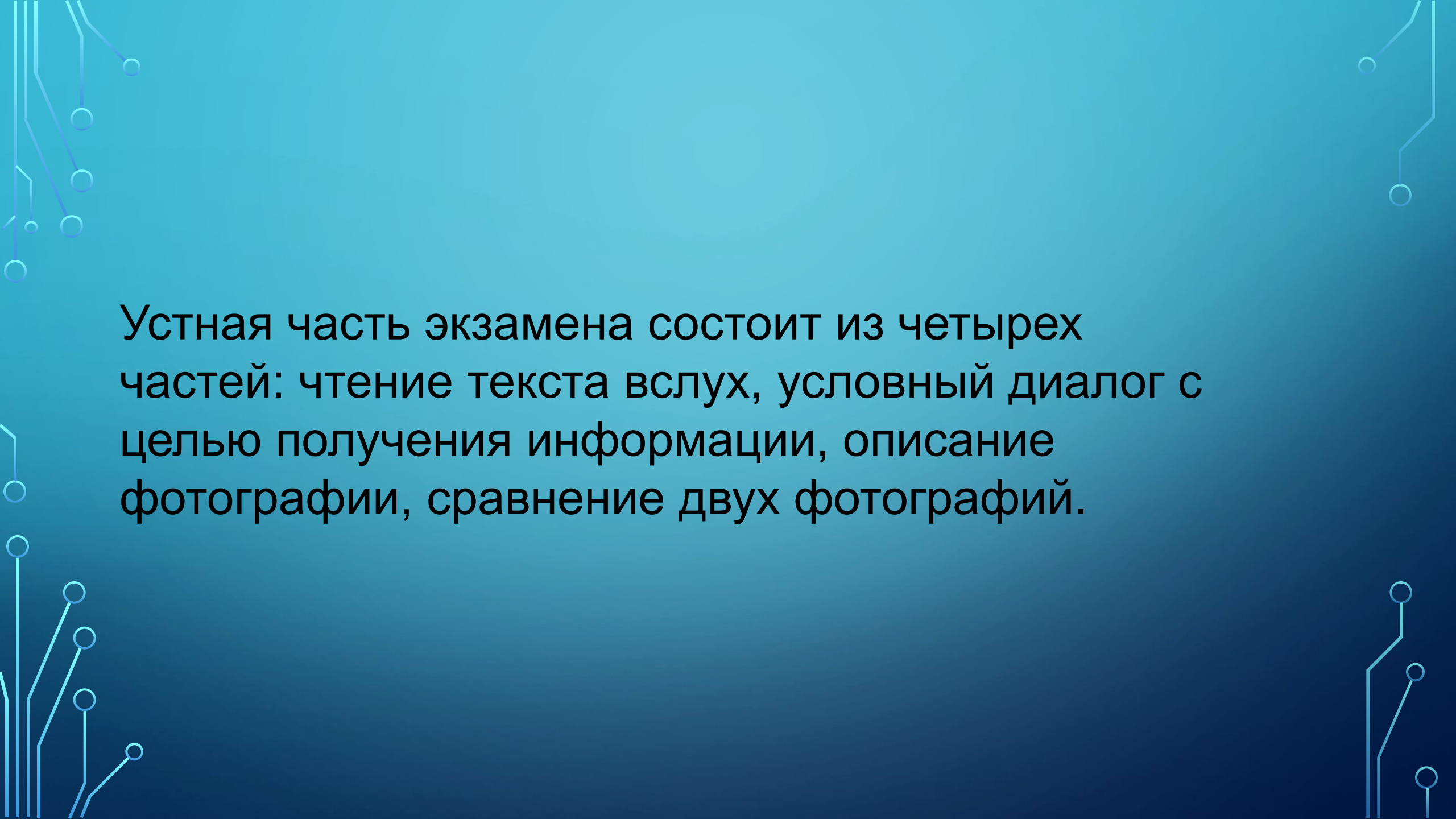




УСТНАЯ ЧАСТЬ ЭКЗАМЕНА ПО АНГЛИЙСКОМУ ЯЗЫКУ

The background is a solid blue gradient. In the four corners, there are decorative white and light blue circuit-like patterns consisting of lines and small circles, resembling a stylized PCB or network diagram.

Устная часть экзамена состоит из четырех частей: чтение текста вслух, условный диалог с целью получения информации, описание фотографии, сравнение двух фотографий.

Некоторые общие рекомендации по выполнению задания:

1. Внимательно читайте инструкции к каждому заданию
2. Помните, что время для подготовки каждого задания одинаковое и составляет 1 минуту 30 секунд.
3. Сделав ошибку, вы можете сразу исправить ее. Только будьте внимательны, так как засчитан будет ваш последний вариант, независимо от того, правильный он или нет.
4. Во время ожидания своей очереди хорошо произнести вслух несколько фраз или скороговорок на английском языке, чтобы услышать свой голос и «прочистить» его перед своим ответом.
5. При ответе на 3 и 4 задания внимательно следуйте плану.

Задание 1 — чтение текста вслух

Task 1. Imagine that you are preparing a project with your friend. You have found some interesting material for the presentation and you want to read this text to your friend. You have 2 minutes to read the text silently, then be ready to read it out aloud. You will not have more than 2 minutes to read it

Yasnaya Polyana is the country estate where the great Russian writer Leo Tolstoy lived, wrote and spent most of his long life. He was born here in 1828 and he was buried here in 1910. It was in Yasnaya Polyana that Tolstoy wrote many of his great novels. Many of Tolstoy's famous contemporaries visited him in Yasnaya Polyana. Writers, composers, painters, political leaders — eminent figures from the arts, social thought, politics and also workers, peasants and students came to see him. Life on the estate and the beauty of the countryside are reflected in many of his writings. Constant contact with the local peasants was a source of Tolstoy's knowledge of the life of common people. His own life as a thinker and a writer inspires people all over the world with a desire for truth, goodness and justice. In his writings, Leo Tolstoy gave the world a unique picture of Russian life.

Задание 2. Условный диалог-расспрос
Task 2. Study the advertisement
Welcome to a new café!



You are considering having your birthday party in this new café and now you'd like to get more information.

In 1.5 minutes you are to ask five direct questions to find out about the following:

- 1) having a birthday party in this café
- 2) number of guests you can invite
- 3) kinds of pizza served
- 4) music and dancing
- 5) getting to the café by public transport

You have 20 seconds to ask each question.

Возможные вопросы

1) ...having a birthday party in this café? — Могу ли я отпраздновать свой день рождения у вас? — Can I have a birthday party in your cafe?

2) number of guests you can invite? — Сколько гостей можно пригласить? — How many guests can I invite? How many guests is it possible to invite?

3) kinds of pizza served — Какие виды пиццы готовят в этом кафе — What kinds of pizza are served in your cafe?


4) music and dancing — Обеспечивают ли кафе музыкальной и танцевальной программой или этим нужно заниматься самому? — Do you provide/ offer music and dancing?

5) getting to the cafe by public transport — Можно ли добраться до кафе общественным транспортом? Как добраться до кафе общественным транспортом? — Can I get to the cafe by public transport! How can I get to the cafe by public transport? What public transport can I get to the cafe by?

Задание 3. Описание фотографии

Task 3. These are photos from your photo album. Choose one photo to describe to your friend






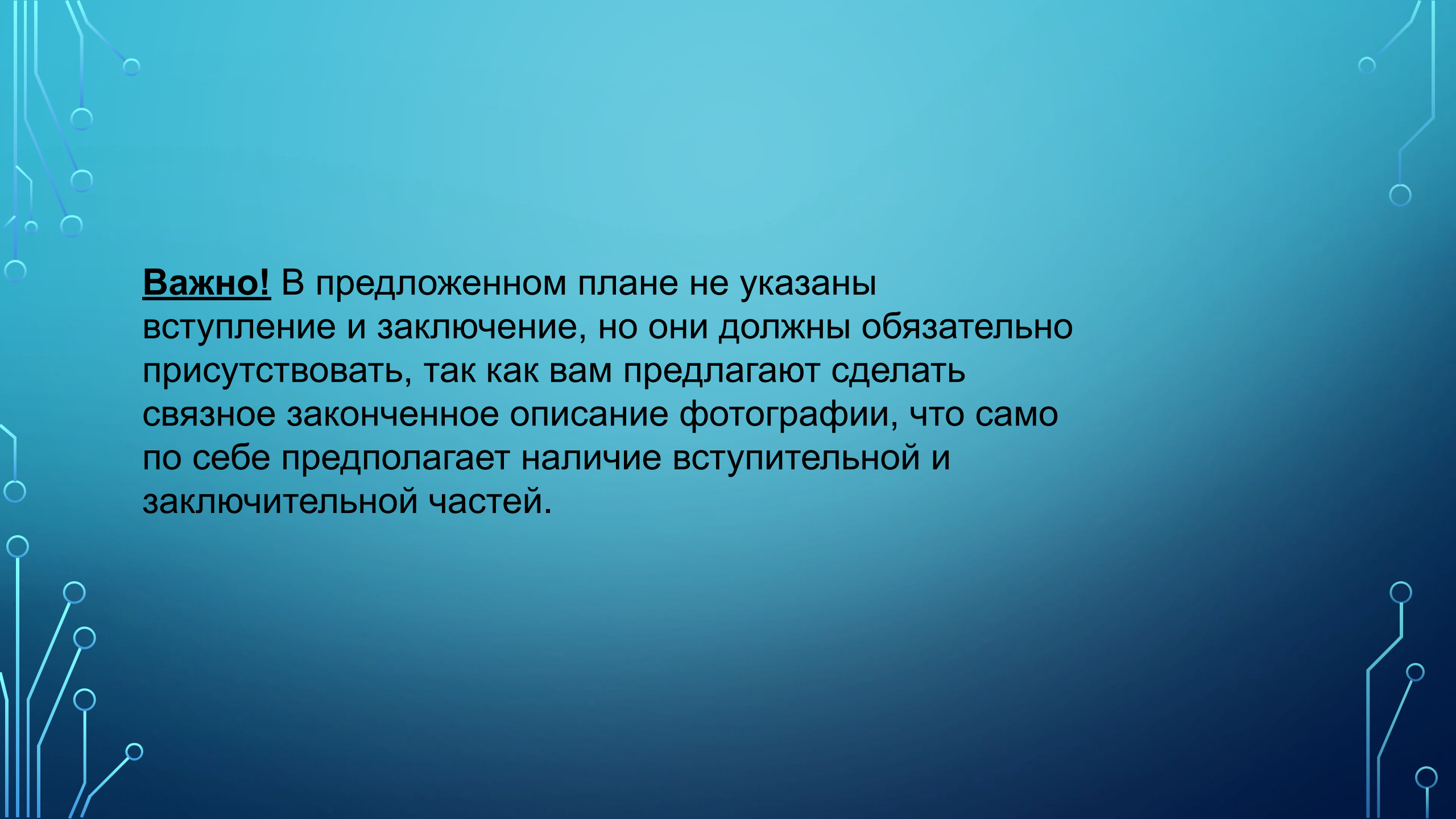


You will have to start speaking in 2 minutes and will speak for not more than 2 minutes (12–15 sentences).

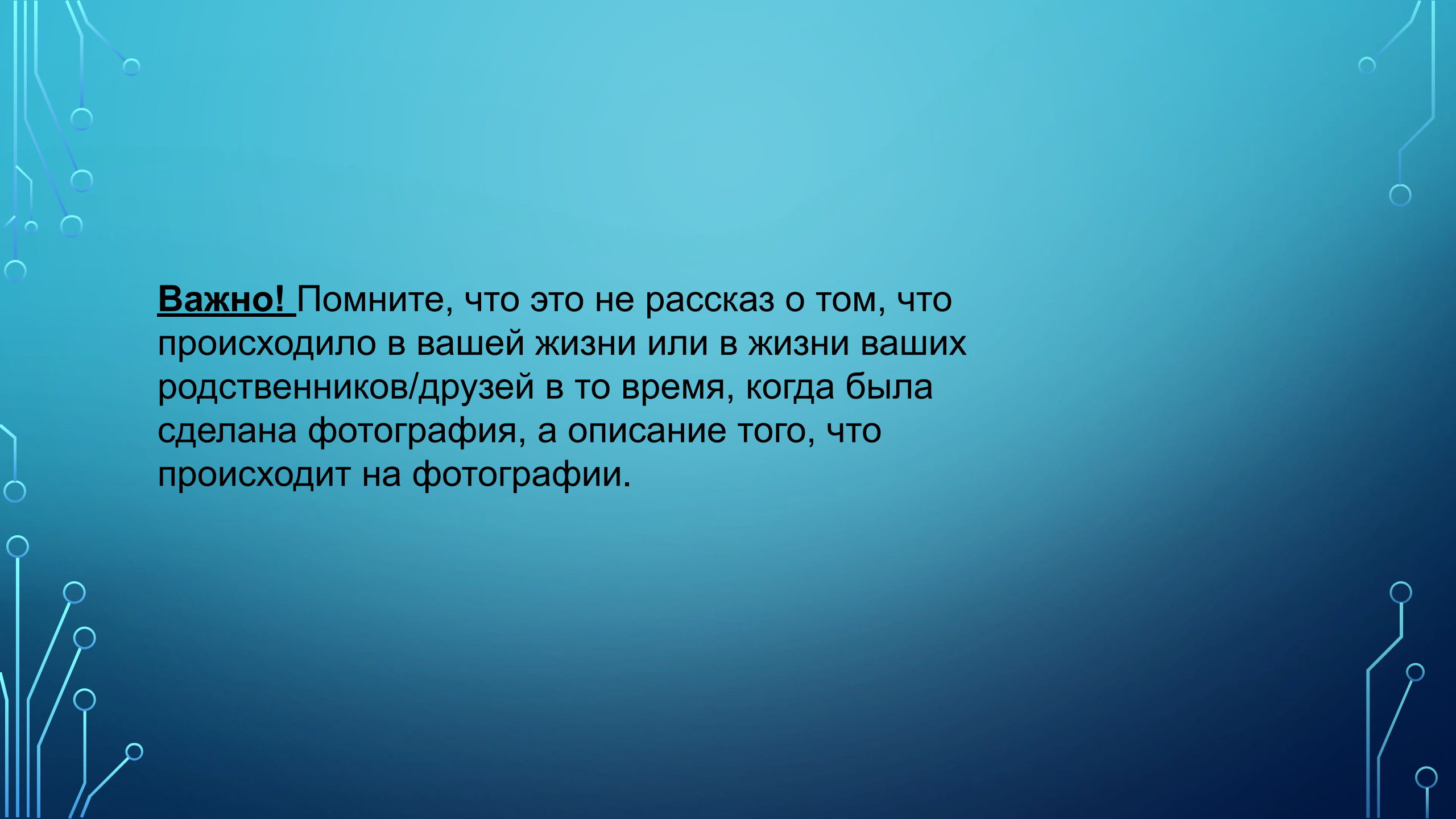
In your talk remember to speak about: where and when the photo was taken what/who is in the photo what is happening why you keep the photo in your album why you decided to show the picture to your friend

You have to talk continuously, starting with: “I’ve chosen photo number ...”



The background is a dark blue gradient. In the corners, there are decorative white and light blue circuit-like patterns consisting of lines and circles, resembling a printed circuit board or a network diagram.

Важно! В предложенном плане не указаны вступление и заключение, но они должны обязательно присутствовать, так как вам предлагают сделать связное законченное описание фотографии, что само по себе предполагает наличие вступительной и заключительной частей.

The background is a gradient of blue, darker at the bottom. In the corners, there are decorative white and light blue lines resembling a circuit board or neural network, with small circles at the end of the lines.

Важно! Помните, что это не рассказ о том, что происходило в вашей жизни или в жизни ваших родственников/друзей в то время, когда была сделана фотография, а описание того, что происходит на фотографии.

Примерное выполнение задания 1

I've chosen photo number 1. (Вступление) You know, taking photos is my hobby, and I always take a lot of photos wherever I go. I keep the best photos in my family album. (Вопрос 1 плана) I took this photo last summer in the forest near our country house when we had a family reunion. (Вопрос 2 плана). In the photo you can see a group of children playing football (общая информация по картинке). The day is nice, it is sunny and not windy. In the background you can see a forest with tall trees and bushes and in the foreground there is green grass. There are some children in the centre of the picture — they are all my relatives. They are all quite young. The oldest girl is 6. She is my sister Olga.

She is at the front of the group. And the youngest one is my nephew Nikolay who is just behind Olga. They are all wearing light clothes-T-shirts and shorts as it is very warm. They all look very happy and excited as they are playing together. They are running after a ball trying to kick it. And you can see that Nikolay is very concentrated as he is moving very fast to be the first to catch the ball. (Обратите внимание на то, что все описание идет в настоящих временах — Present Simple (для описания статики) и Present Continuous (для описания движения)! (Ответ на вопрос 4 плана) I keep this photo in my family album as it is very dear to me. It was actually a very memorable day when our big family got together and I could meet all my cousins and nephews and nieces and enjoy time together. (Ответ на вопрос 5 плана) I decided to show it to you as I'm proud of my family and happy that we get together from time to time and I wanted to share my emotions with you.

Maybe next year you' ll be happy to spend time together with us.

(Заключение) This is all I wanted to tell you about this photo. I hope you liked it.

Задание 4. Сравнение двух фотографий,
выявление общего и различий.

Task 4. Study the two photographs. In 1.5 minutes
be ready to compare and contrast the photographs:



- give a brief description of the photos (action, location)
- say what the pictures have in common
- say in what way the pictures are different
- say which of the professions presented in the pictures you'd prefer
- explain why

You will speak for not more than 2 minutes (12–15 sentences). You have to talk continuously.

Примерное выполнение задания 4

(In modern society there is a great variety of different professions. People try to choose one according to their taste and abilities. And these two pictures show this. — эту часть вступления можно не говорить) Now I'd like to compare and contrast these two photographs. In the first picture there is a young teacher explaining something to the pupils in front of her. They all are in the classroom. In the second photo there are two people who look like designers studying what might be a project in their office. Both pictures have some similarities. Firstly, the most striking common feature is that both pictures show people engaged in doing jobs. Secondly, people are interested in what they are doing. They look quite concentrated on their work. Nevertheless, both photos have some differences.

To begin with, in the first picture we can see the profession which presupposes working with people - the teacher is teaching pupils on her own, other people are not included in the process. Whereas in the second picture there is a profession which involves doing the job with co-workers(сотрудников). Moreover, in the first picture the classroom is practically empty except for a blackboard and some desks while the second picture depicts(изображает) an office with a lot of furniture, models and whiteboards. I would prefer the profession presented in picture number one as I think it is a very challenging but rewarding job. Besides I love working with people, especially children and I have always been good at teaching my friends and my younger sister's friends some things. (In conclusion, choosing the right profession which will suit you in all aspects is a very hard task and we must think a lot and ask for advice before we make the correct choice. – в случае нехватки времени эту предложение можно опустить) That is all I wanted to tell you.