

# Culinary competition. Кулинарный поединок

Конкурс на английском языке  
для 6-7 классов

Выполнила: Верютина И. П.,  
учитель иностранных языков  
МБОУ «СОШ № 49» г. Курска

# CULINARY COMPETITION



# BLITZ SURVEY


Traditional English dish:

- ❑ Mushroom's soup
- ❑ French fries and bigmag
- ❑ Fish and chips



# BLITZ SURVEY

- ❑ Traditional Christmas dessert
- ❑ Christmas pudding with a silver coin
- ❑ pancakes
- ❑ muffins



# BLITZ SURVEY

## English breakfast

- Bread, ham, coffee
- fried eggs, fried bacon, mushrooms, tomatoes, sausages, porridge, toast with jam
- Porridge, coffee, toast
- with jam



# BLITZ SURVEY

Traditional Christmas dish

- ❑ turkey accompanied by cranberry sauce
- ❑ fish with mashed potatoes
- ❑ pumpkin pie



# BLITZ SURVEY

- English tea... and English sweets
- the apples in the pastry
- biscuits, cakes, sandwiches, apple pie
- bread and butter, fruit cakes



# BLITZ SURVEY

Find the odd word

- breakfast,
- lunch,
- five o'clock tea,
- dinner,
- supper





# BLITZ SURVEY

What is this?


- Sandwiches with cucumbers
- pickles
- tasty cucumbers



# BLITZ SURVEY

Time for lunch

- a) 11.30
- b) 13.30
- c) 10.00



# TRADITIONAL BRITISH DISHES



# READ AND GUESS



# COOK THIS DISH

English Tea

Scones for breakfast

A Slice of Toast

Scrambled Eggs



# COOK THIS DISH

## Breakfast cereal

Add some sugar.


Open the box.

Pour on some cold milk.

It's great.

Put some cereal in your bowl.

Enjoy it.



# COOK THIS DISH

## Breakfast cereal

Open the box.


Put some cereal in your bowl.

Pour on some cold milk.

Add some sugar.

It's great.

Enjoy it.



# COOK THIS DISH

English Tea

Scones for breakfast

A Slice of Toast

Scrambled Eggs





# COOK THIS DISH

## English Tea

Fill the kettle with cold water. Boil the water. Warm the pot. Put one teaspoon of tea in the pot for each person and one extra for the pot. Pour hot water into the pot.

Enjoy it.



# COOK THIS DISH

## **Scones for breakfast**

Mix the flour and the baking powder.

Add the butter, sugar, raisins, an egg and milk.

Roll out the pastry to about 1 cm thick.

Cut out rounds. Bake 15-20 minutes in a hot oven.

Enjoy it.



# COOK THIS DISH

## A Slice of Toast

Cut a slice of bread.

Put it in the toaster.

Put the toast on your plate.

Put some butter on it.

Put some jam on the toast.

Enjoy it.



# COOK THIS DISH

## **Scrambled Eggs**

Break three eggs and drop them in a bowl.

Add some salt and some milk.

Mix the eggs with a spoon.

Oil the pan. Put it on the stove to heat it up.


Pour the egg mixture  
into the pan and cook it.

Put it on your plate and eat it.

Enjoy it.



# DELICIOUS CROSSWORD



# DELICIOUS CROSSWORD

1

2

3

4

V

5

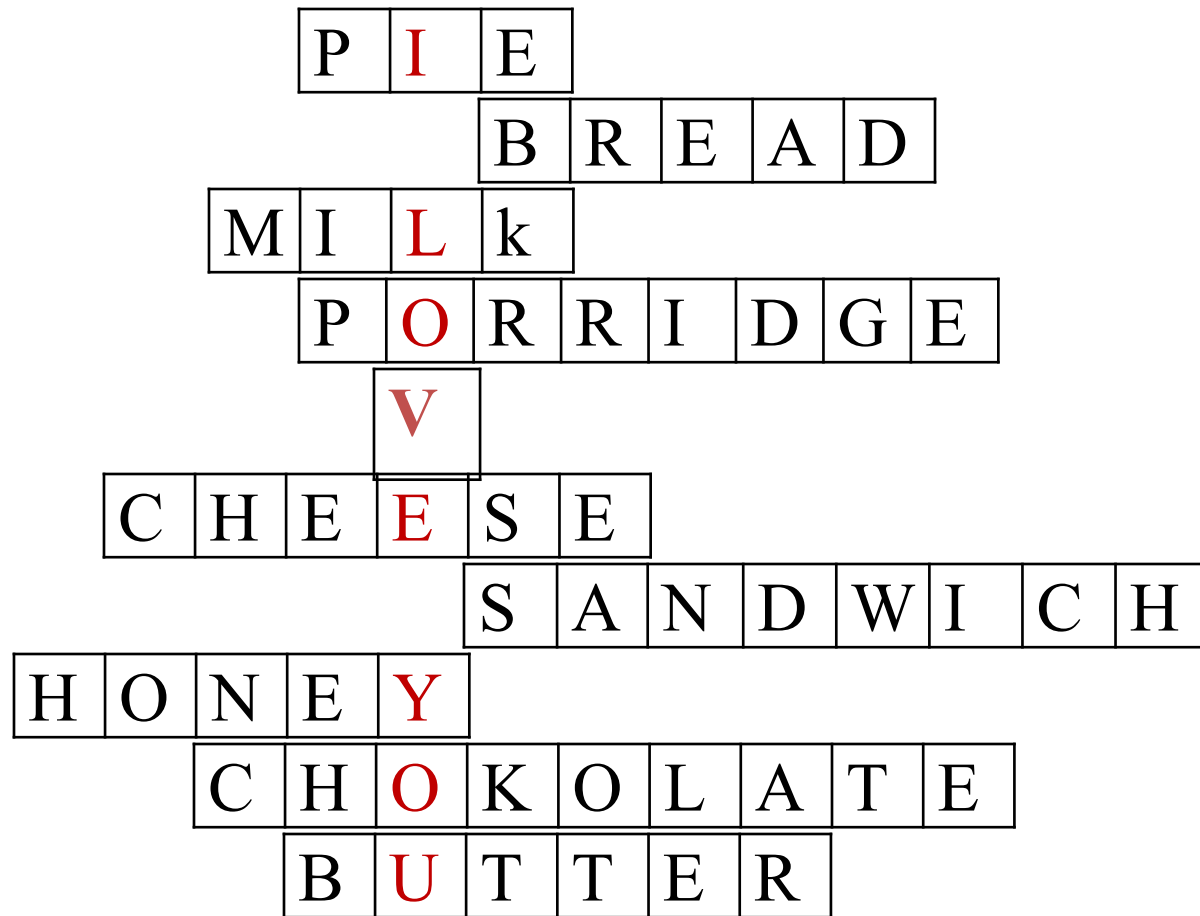
6


7

8

9

# DELICIOUS CROSSWORD





THANK

YOU

VERY MUCH!!!



# Используемые источники информации:

Татьяна Клементьева, Мартин Монк «Счастливый английский. Книга 1. Учебник для 5-6 классов средней школы» Дрофа, 2002

Ю. А. Смирнов «55 устных тем по английскому языку» АСТ. Астрель. Москва, 2010

Материалы с интернет-сайтов <http://WWW.EnglishStyle.NET> , <http://www.en365.ru/easter.htm> ,  
<http://www.en365.ru/christmas.htm>  
<http://www.detskiy-mir.net/riddles/%C7%E0%E3%E0%E4%EA%E8+%EE+%E5%E4%E5/>

Фото:

с исходного сервера хранения информации: <http://yandex.ru/images/search> ,  
[http://www.yaom.ru/img\\_tv/tvkulinaryi-poeidinok\\_img\\_0.jpg](http://www.yaom.ru/img_tv/tvkulinaryi-poeidinok_img_0.jpg) , <http://www.proza.ru/pics/2013/10/06/210.jpg> ,  
<http://rebenok.by/pics/image/DSC06653.jpg>  
[http://img-fotki.yandex.ru/get/6211/157749452.1/0\\_79836\\_921132e3\\_XL](http://img-fotki.yandex.ru/get/6211/157749452.1/0_79836_921132e3_XL) ,  
[http://99px.ru/sstorage/56/2014/04/image\\_560404141827579323340.jpg](http://99px.ru/sstorage/56/2014/04/image_560404141827579323340.jpg) ,  
<http://www.kateshapland.com/wp-content/uploads/2013/06/fat-620x389.jpg>  
<http://www.mama.lt/Uploads/UGallery/photos/10/94/9e/40/10949e408ebf9d4b6ed384dd3ec81835.jpg> ,  
<http://static.fanpage.it/donnafanpage/wp-content/uploads/2013/06/Pancake-la-ricetta-per-una-colazione-gustosa-638x425.jpg> ,  
<https://zoomyummy.files.wordpress.com/2010/09/berry-muffins-final1.jpg>  
[http://www.resimsakla.com/data/media/578/Ekmek\\_Resimleri%20\(2\).jpg](http://www.resimsakla.com/data/media/578/Ekmek_Resimleri%20(2).jpg) ,  
<http://s60.radikal.ru/i168/1306/dd/9294662fcaee.jpg> ,  
[http://img-fotki.yandex.ru/get/6513/60637665.43a/0\\_941ee\\_13cb2a97\\_XL](http://img-fotki.yandex.ru/get/6513/60637665.43a/0_941ee_13cb2a97_XL) , :  
[http://www.hurriyetaile.com/userfiles/tarif/2630\\_650x433.jpg](http://www.hurriyetaile.com/userfiles/tarif/2630_650x433.jpg) , <http://www.jufaka.com/sales/781169579833421.jpg> ,  
<http://www.desktopcookbook.com/images-recipe/78812.jpg>  
[http://media.mnn.com/sites/default/files/styles/node-gallery-display/public/caramelized\\_onion\\_apple\\_puff\\_pastry.jpg](http://media.mnn.com/sites/default/files/styles/node-gallery-display/public/caramelized_onion_apple_puff_pastry.jpg)

Фото из личного архива ( Пасха, Рождество)