

Урок английского языка
в 9 «б» классе по теме
«**Conflict resolution**»




The aims of the lesson are...

1. to repeat the lexical material
2. to read the text
3. to listen to the dialogue
4. to try to find the resolution of some conflicts



**Look at the picture
and listen to the recording.**



“PLANT KINDNESS AND LOVE WILL GROW”

Thomas Jefferson





Translate the words

предотвращать конфликт	несправедливый	спорить	поддерживать
уважать ценности	мирное решение	человеческие права	быть толерантным
непонимание	плохие отношения	Различные ценности	дружить

GROUP A

-Find the hidden words among these letters.

EYGCONFLICT

CNRESOLUTION

TPPEACEFULLY

EIYRIGHTOI

APESCAPE

AIPREVENT

ADIFFERENT

WJPARTYDP

CNWARKT

DGPEOPLE

GROUP B

The types of conflicts



Read the text and do the tasks:

Group A – find the words on the topic «conflicts».

Group B – complete the sentences (ex.29 p.111)

Group C – give the title to each passage.

What is a conflict?




What is a conflict? –It's a harmful thing.
That makes us rude and cruel.
It breaks relationship and peace
And starts the fights and quarrels.

What should we do?
Who has to help us live without conflicts?
Don't do to people harm!
And learn **TO LIVE IN FRIENDSHIP!**


What are **negative** features of the conflict?



Listen to the dialogue.



Fill the table “Conflict Resolution”



	Questions	Answers
step 1	What is the problem?	Chris and Tom want to watch TV at the same time, but there is only one TV set.
step 2	How can we solve the problem?	1. 2.
step 3	What will happen?	1. 2.
step 4	What is the best idea?	
step 5	How can we put the idea into action?	

Be tolerant!

And you'll prevent

All conflicts in the world!

We should learn to live in peace

With classmates, parents, friends



Your homework:

- ❑ to write the conflict resolution;
- ❑ to make a symbol of peace (additional homework)



All is well that ends well!

Well done!

Thank you for the lesson!

Good luck!!!

