

# *Примеры рефлексии на уроке английского языка*

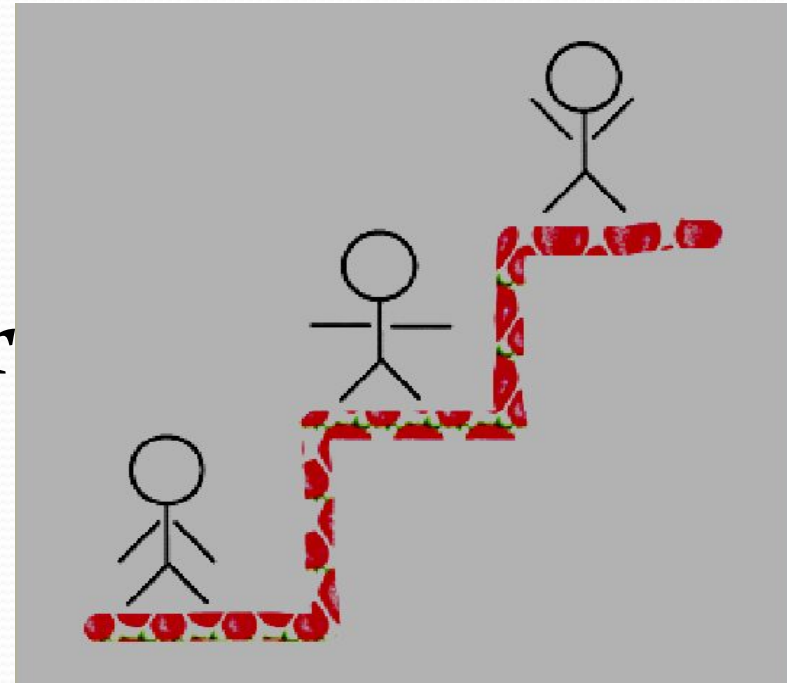


*Подготовила:  
учитель I категории  
Ерёменко Наталия Анатольевна*

## «*Success ladder*».

### **Stages of activities**

**At the end of the lesson you can offer students to assess their work at each stage (in the form of steps that lead to success)**



## *Mood islands*

**The Map of the islands is posted on the board (the wall) and the students go to the map and draw or attach their boat in the appropriate area of the map that reflects their emotions and mood after the lesson or at the end of the day, or at the end of the week.**



**the island of Sadness**  
остров печали

**BERMUD  
A  
TRIANGLE**

**ENCOURAGING  
ISLAND**  
обнадеживающий



**ENLIGHTENMENT  
ISLAND**  
ПРОСВЕЩЕНИЕ

**JOY ISLAND**  
ОСТРОВ  
РАДОСТИ

**ANXIETY  
ISLAND**  
тревожный

**PERPLEXING ISLAND**  
запутанный

**THE ISLAND  
OF EXPECTATION**  
ОСТРОВ ОЖИДАНИЯ

**THE ISLAND OF  
UNCERTAINTY** неясности



**PLEASURE ISLAND** ОСТРОВ  
УДОВОЛЬСТВИЙ

# Reflection of the lesson




**Green**-not problems. All is clear

**Yellow**- I have some little problems

**Red**-I don't understand the task. I need one's help



# Reflection



- If you liked the lesson colour the flag green;
- If you had difficulties at the lesson but you liked it colour the flag yellow;
- If you didn't understand and didn't like it colour the flag red



# Feedback




## Colour Your feeling



I did all my best!  
Excellent!



I tried as much as I  
could.  
Rather good!



I should learn  
English better!  
Not very well...

# *Let's do exercises*

Different movements can also reflect the evaluation of the lesson :

□ **Sit down ( low valuation, an indifferent attitude)**

Сядьте (низкая оценка, равнодушное отношение)

□ **Stand up ( a satisfactory evaluation, calm attitude)**

Встать ( удовлетворительная оценка, спокойное

отношение)

□ **Raise your hands (good grades, a positive attitude)**

Поднимите руки (хорошие оценки, позитивный

настрой)

□ **Clap hands (a very high score, enthusiastic attitude)**

Хлопайте в ладоши (очень высокий балл.







# Reflection



**Choose the answer for you, please:**

1. Do you like our lesson? **Yes/No**
2. Could you understand the theme of the lesson at first? **Yes/No**
3. Was it difficult for you to understand and remember the evidences (the phrases)? **Yes/No**
4. Did you understand the alibi-film? **Yes/No**
5. Was your group friendly in this project? **Yes/No**
6. Were the phrases useful for the project? **Yes/No**
7. Give a mark to yourself, please. **5 / 4 / 3**

*Thank you!!!*

# Reflection:

**I like the lesson.**



**I don't like the lesson.**



# Reflection

Choose the drawing that reflects your mood.

The lesson was interesting.  
I worked myself without teacher's help.



The lesson was interesting.  
I worked with a little help from my teacher and friends



The lesson was interesting.  
But it was difficult for me.










# Emotions

My name is \_\_\_\_\_

## Draw the faces



I'm happy



I'm sad



I'm sleepy



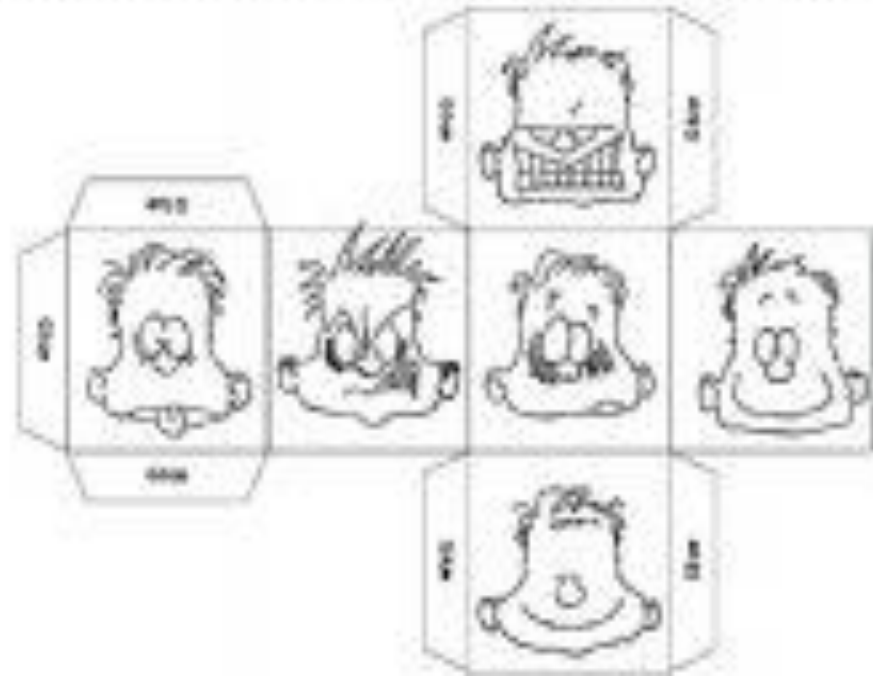

I'm afraid



I'm angry



I'm hot







# Feelings/Emotions

Name: \_\_\_\_\_ Student No. \_\_\_\_\_

Instruction: Search and encircle the words. Color the picture.



HAPPY



SLEEPY



TIRED



SAD



DIZZY



SCARED



ANGRY



SICK



BORED



THIRSTY

S	A	B	C	T	I	R	E	D	D	E	S
C	O	N	M	L	K	J	I	H	G	F	L
A	P	Q	R	S	S	T	U	V	W	X	E
R	Y	A	B	C	I	D	E	F	G	H	E
E	H	U	J	K	L	C	M	B	V	D	P
D	F	R	G	A	C	H	K	J	K	L	Y
A	S	D	F	G	H	J	K	L	Z	X	C
V	B	H	A	P	P	Y	Q	Y	E	R	T
Y	U	I	O	P	A	S	Z	D	F	G	B
H	J	K	L	Z	X	Z	C	V	A	B	O
N	M	D	Q	W	I	R	T	Y	N	U	R
A	A	D	S	D	F	G	H	J	G	K	E
S	L	Z	X	C	V	B	N	M	R	Q	D
W	E	R	T	H	I	R	S	T	Y	U	I

**STUDENTS HIGHLIGHT POSITIVE AND NEGATIVE POINTS OF THE LESSON AND DESCRIBE THINGS THEY FOUND INTERESTING**

<i>POSITIVE SIDES</i>	<i>NEGATIVE SIDES</i>	<i>IT WAS INTERESTING</i>



## Answer the questionnaire

1. *During the lesson I was*

*Active/ passive*

2. *I am*

*Satisfied (довольный)/*

*not satisfied with my work*

3. *The lesson seemed to be*

*Long/short*

4. *I am*

*Tired/not tired*

5. *I feel*

*Interested/bored*

6. *I think I*

*Got /didn't get the idea*

7. *The homework seems to be*

*Easy/difficult*





*Thank you...».*

**At the end of the lesson, the teacher asks each student to choose just one who he wants to say thank you for the cooperation and explain why. Those who were mentioned most of all will get excellent and good grades.**

В конце урока учитель просит каждого ученика выбрать именно того, кому он хочет сказать спасибо за сотрудничество и объяснить почему. Те, кто был упомянут больше всех, получают отличные и хорошие оценки.



# «*self assessment*»



Student's name \_\_\_\_\_

<i>task</i>	<i>mark</i>

## I can...

- \* I need more practice**
- \*\* I sometimes find this difficult**
- \*\*\* No problem!**

<b>I can talk about...</b>	<b>*</b>	<b>**</b>	<b>***</b>
<b>I can correctly use...</b>			
<b>I can understand and react to an article about...</b>			
<b>I can write a letter (an article, an announcement, an essay...)</b>			


# What emotions do you feel after the lesson?

## ■ Positive emotions.

- -surprise
- -happiness
- -joy
- -success
- -admiration
- -proud
- I feel .....

## Negative emotions.

- irritation
- boredom
- sadness
- unsatisfaction
- fear



I can jump, I can run,  
I can sing, I can dance,  
I can swim, I can't fly,  
I can climb and say "goodbye!"



# Reflective Thinking

What was  
easy?

What was  
hard?

How are you  
doing it?

What did I  
learn?

What are you  
working on?

How will you use  
it in the future?



TeachStar

*Today at the  
lesson I have...*

Found out...

Learnt...

Known...

Remembered

...





# Reflexion

8-10 stars: excellent;

5-7 stars: good work;

3-4 stars: not active on the lesson;

1-2 stars : you are lazy.

