

The theme :

Farmer – arm + stick + oven + a –
rock – an =

Toy + imagine – ago – y =





Festive time

Время праздника

We are going to do:

- do exercises,
- read,
- learn new words,
- learn the differences between
“make” and *“do”*,



- **Our aim** is to learn the new words, the differences between “*make*” and “*do*”, and information about some holidays.
- **Our task** is to do lexical exercises, using the new vocabulary.
- **Our problem** is to find a way of congratulating.



Phonetic exercise:

Celebrations, celebrations!
Need a lot of preparations,
We all are busy,
Phone calls we make,
Do shopping, dusting, washing,
And also bake a cake!

Fillword (12 words)

F	e	s	t	i	v	e	D	P
W	W	i	s	h	a	D	u	r
a	S	B	e	c	n	B	s	e
s	h	u	s	C	a	a	t	p
h	o	g	y	e	k	k	i	a
i	p	n	T	e	a	e	n	r
n	p	i	i	t	e	d	g	a
g	E	x	c	S	n	o	i	t

- bake,
- dance,
- wish,
- busy,
- excited,
- shopping,
- preparations,
- cake,
- festive,
- dusting,
- washing,
- tea

Exercises for our eyes

Look at the ceiling, look at the floor,
Look at the window, look at the door.

Close your eyes.

Roll your eyes clockwise (one, two, three)

Roll your eyes anticlockwise (one, two, three)

Open your eyes!



The differences between “*make*” and “*do*”

- ***To make*** means *to produce* something (изготавливать, производить)
- ***To do*** means *to perform* an action (выполнять действие)

Ex. 1 , page 46

to make	to do

Check your partner

to make	to do
the decorations	the dusting
a phone call	your homework
tea	the gardening
a special dish	the washing up
a cake	the shopping

Turn
Around!




Season's greetings



Mother's Day

“Mother's day” is celebrated on the last Sunday of November in Russia. The holiday started in 1998 to mark the role of the most important person in everyone's life. The light-blue forget-me-not is the emblem of the “I love you, Mom” actions that take place in Russia. These delicate flowers remind us not to forget our mothers.



List of adjectives

open - искренний

shy - скромный,

creative - творческий,

emotional - эмоциональный

clever- умный

brave- смелый

kind- добрый

good- хороший,

energetic- энергичный

friendly- дружелюбный

polite- вежливый





The results of the lesson:

- we've learnt:
 - ✓ the new words,
 - ✓ the differences between “*make*” and “*do*”,
 - ✓ information about some holidays,
 - We've done lexical and phonetic exercises,
 - We've made a joint greeting card,
 - We've made a lot of progress.



If the information of the lesson was clear for you show me red hearts. If you had some difficulties show me yellow faces.





That's all for today,
thank you, goodbye!

