

# Фонетическая разминка

[m] - [m] - [m]

mum




[b] - [b] - [b]



[f] - [f] - [f]



[w] – [w] – [w]



[d] – [d] – [d]





[g] – [g] - [g]



[ ồ ] – [ ỗ ] – [ ỗ ]

mother, father





**Чтение звуков в  
транскрипции  
Sound the symbols**

**[ʌ] – mother, mum,  
brother**



**[i] – sister , little,  
big, chimp, this**



**[i:] – me, tree,  
see, we**



**1. This is Lulu.**

**2. This is a mother.**

**3. This is a father.**




# Let's learn the words



**grandma**



**grandpa**



Lesson 3

16

**mummy**



Lesson 3

17

**daddy**



3

**brother**



Lesson 1


4

**sister**

**Mother, father,  
Sister, brother  
Hand in hand  
With one another.**



# My family





# Цель и задачи урока:

*Знакомство с лексико-грамматическим  
материалом по теме “Семья”*

- 1. Представление членов семьи;*
- 2. Тренировка в речи лексических структур  
«This is, It's my .., has got, have got»;*
- 3. Представление членов своей семьи.*



# Соедините слово и картинку



1

mummy


4



Lesson 3

17

grandma



My Family!

Lesson 3

2

Sister

5



daddy

16



3

grandpa

6



My Family!

Lesson 1

4

brother

3

## ***Физкультминутка.***

**Come on, everybody!**

**Stand up, stand.**

**Stamp your feet**

**And clap your hands!**

**Come on, everybody!**

**Sit down, sit.**

**Clap your hands**

**And stamp your feet**



# *And now your homework*

## Домашнее задание

Учебник: р.26, ex. 1; р. 27, ex.3

Рабочая тетрадь: р.14, ex. 1

Принести семейное дерево с  
фотографиями членов своей семьи.



