

**Good morning, dear
friends!**

**Welcome to the English
lesson!**



CHECKING HOME TASK!!!



1 Translate the
words

2 Test yourself



Check yourself !!!

1 VARIANT

1. Frame
2. Gearbox
3. Channel section
4. Weld
5. Suspension
6. Unibody frame
7. Rigid
8. Noise
9. Insulate
10. Front frame

1. - *d*
2. - *a*
3. - *e*
4. - *b*
5. - *c*

2 VARIANT

1. Support
2. Clutch
3. Cross members
4. Rivet
5. Twist
6. Conventional frame
7. Rubber pad
8. Vibration
9. Reinforce/Strengthen
10. Rear frame

1. - *d*
2. *a*-
3. - *e*
4. - *c*
5. - *b*



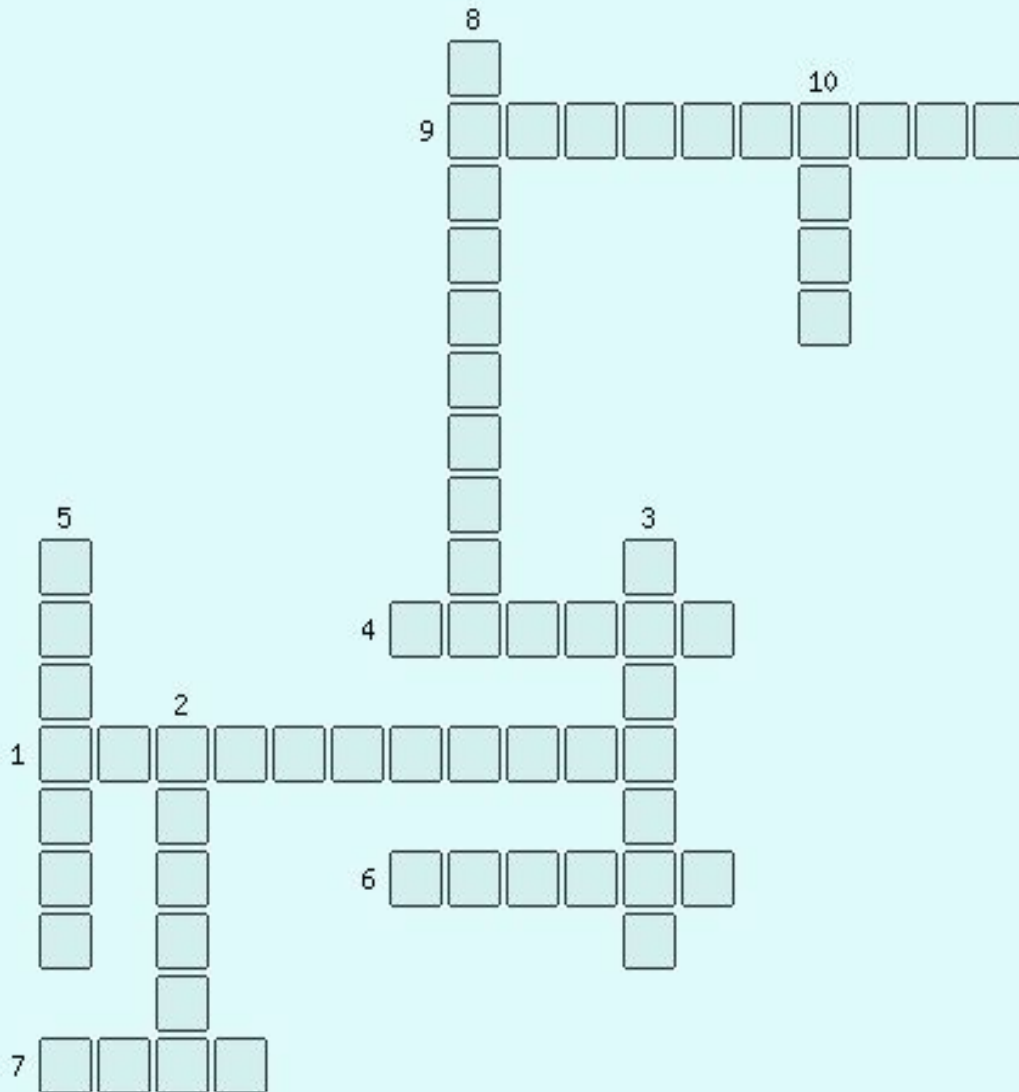


MARK YOURSELVES!!!

- **15-14** – “5” Excellent
- **13- 10** - “4” Good
- **9-6** – “3” Satisfied
- **5- 1** – “2” Unsatisfied

CROSSWORD "CAR"

1. Спидометр
2. Двигатель
3. Коробка передач
4. Тормоза
5. Шасси
6. Поршень
7. Топливо
8. Карбюратор
9. Машина
10. Кузов



**Mechanisms, components
and systems
of the automobile**



ЛЕГКОВОЙ АВТОМОБИЛЬ

ДВИГАТЕЛЬ



КУЗОВ



Трансмиссия

ШАССИ

Механизмы управления

Приводы колес

Сцепление


Коробка передач

Главная передача с дифференциалом

Ходовая часть

Тормозная система

Рулевое управление





**CLUTCH. PASSIVE
VOICE**



WRITE NEW WORDS AND WORD COMBINATIONS

Friction device-

Start the car-

Disc (plate)-

At rest-

Fix-

Friction disc (plate)-

Pressure disc

Run idly

Running engine

Hard-wearing material

Frictional force



**Fill in the gaps in the text
and translate the sentences
into Russian.**

Clutch

The clutch is a 1 _____ . 2 _____ connects the 3 _____ to the 4 _____ in the 5 _____ .

The clutch is used for disconnecting the engine from the gearbox, for 6 _____ and for 7 _____ from the car wheels.

The clutch is fixed between the 8 _____ of the engine and the gearbox and consists of two 9 _____ : 10 _____ disc and the 11 _____ disc.

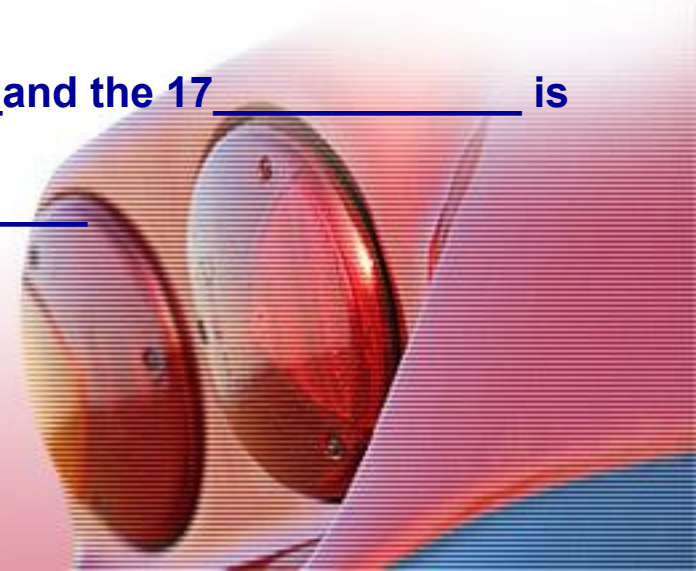
The friction disc is situated between the flywheel and the pressure plate. It has a 12 _____ on each side.


The basic principal operation of the clutch is a 13 _____ acting between two discs.

The clutch is controlled by the 14 _____ .

When the pedal is 15 _____ the clutch 16 _____ and the 17 _____ is connected to the gearbox.

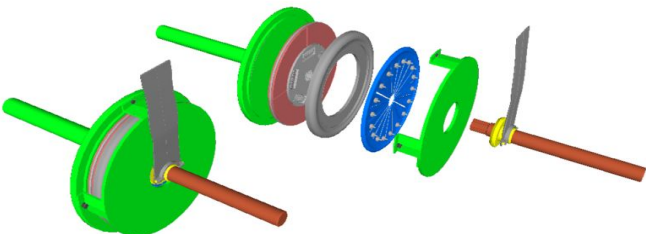
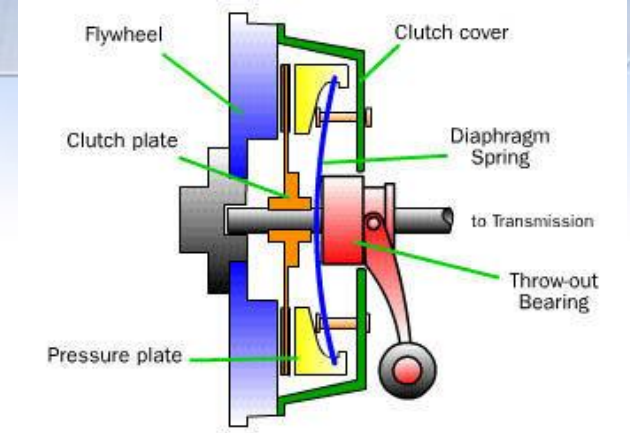
When the pedal is pressed down the clutch 18 _____ and the engine 19 _____ .





ANSWER THE QUESTIONS

1. What device is the clutch?
2. What units does it connect?
3. What is the clutch used for?
4. Where is the clutch fixed?
5. What disks does the clutch consist of?
6. What is the basic principal operation of the clutch?
7. What is the clutch controlled by?
8. When does the engine connected with the gearbox?
9. When does the engine run idly?



Passive Voice



be + V₃

Somebody cleans **this CAR** every day. (*active*)
subject *object*

This CAR
subject

is cleaned every day. (*passive*)

*The object of the active verb
becomes the subject
in the new sentence.*



Find the **PASSIVE VOICE** in these sentences

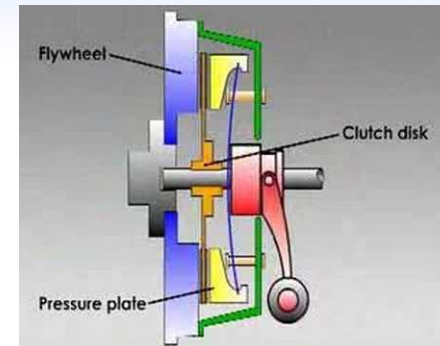
1. The clutch is fixed between the flywheel of the engine and the gearbox.

2. The friction disc is situated between the flywheel and the pressure plate.

3. The clutch is controlled by the clutch pedal.

4. When the pedal is at rest the clutch is engaged.


5. When the pedal is pressed down the clutch is disengaged





**Mark the sentences
True (+) of False (-)**

- 1. The clutch is a friction device.**
- 2. The clutch is a mechanism used for the measuring the speed of the car.**
- 3. The clutch connects fuel tank and fuel pump of the car.**
- 4. Clutch consist of two disks.**
- 5. The clutch is controlled by the brake pedal.**
- 6. The clutch is one of the transmission mechanisms of the car.**



Заверши высказывание

Сегодня я узнал...

Было интересно...

Было трудно...

Я выполнял задания...

Теперь я могу...

Я научился...

У меня получилось ...

Я смог...



Заполни светофор - МОЕ ВПЕЧАТЛЕНИЕ ОТ УРОКА

- **Красный**- много непонятого, урок не понравился
- **Желтый** – Есть затруднения, хотелось бы, чтобы урок был интереснее
- **Зеленый** – Все понятно, урок очень понравился







!!! HOME TASK:
LEARN NEW WORDS AND
RETELL THE TEXT



THANK YOU
FOR THE LESSON!