


Филиал МБОУ “Первомайская средняя общеобразовательная школа”
в с. Новокленское

Открытый урок по английскому языку в 4 классе

Тема урока: “Школьные
принадлежности”



Автор: Поварова Галина Васильевна
учитель английского языка

2013 г.






Задачи урока:

- Развивать умения и навыки устной речи:
учить вести диалог этикетного характера;
обращаться с просьбой (*Could you give me..., please?*), реагировать на просьбу (*Here you are. / I'm afraid I left it at home.*)
- Развивать умения в чтении:
 - работать над техникой чтения вслух;
 - учить читать про себя и полностью понимать текст, построенный на знакомом языковом материале.

-Could you give me a red pencil,
please?

-Yes. Here you are.

-Thank you.



-Could you give me a rubber, please?

-I'm afraid I left it at home.

-It's OK. I'll ask Dasha.




Which subject do you like?

- Russian
- English
- Reading
- Art
- PE
- Music
- Maths

Say what you do in different lessons.

We sing songs in our music lesson.



Физкультминутка

Hands up! Clap! Clap! Clap!

Hands down! Shake! Shake! Shake!

Hands on hips! Jump! Jump! Jump!

Hop! Hop! Hop! Stand still!

- In spring: it's warm and the trees are green.
- In summer: it's hot, and there are a lot of flowers.
- In autumn: there are a lot of red and sweet apples.
- In winter: it's cold, and it SNOWS.



Complete the questions.

- 1) ... did John study?
- 2) ... did the teacher tell her pupils?
- 3) ... did the teacher ask John?
- 4) ... did John answer?
- 5) ... is your favourite season?
- 6) ... do you like it?

Where? Why? (2) What? (3)





- tell about school things and how we can use them;
- ask your classmate to lend you a thing you need;
- answer in response;
- meet new school subjects;
- discuss what we can do during different lessons;
- read the text and choose the information we need;
- us some verbs in Past Simple form.



- Thank you for the lesson.
It is over.

Goodbye!





