

# Brain ring!



Презентация разработана  
учителем английского языка высшей категории  
Коледа С. М.  
ГУО «Средняя школа №6 г. Жодино»

# Useful rules to follow:

- **Keep order!**
- **Read your task attentively!**
- **Be quick! Raise your hand to answer a question.**
- **Be self-confident! Speak loudly.**

**Good luck!**



# The faster the better.




<b>Jobs</b>	<b><u>100</u></b>	<b><u>200</u></b>	<b><u>300</u></b>	<b><u>400</u></b>	<b><u>500</u></b>
<b>Gram-mar</b>	<b><u>100</u></b>	<b><u>200</u></b>	<b><u>300</u></b>	<b><u>400</u></b>	<b><u>500</u></b>
<b>Have fun!</b>	<b><u>100</u></b>	<b><u>200</u></b>	<b><u>300</u></b>	<b><u>400</u></b>	<b><u>500</u></b>



**a cook**



**a driver**






**a dentist**



**a doctor**






**a shop-assistant**




**a vet**








**a farmer**



**a teacher**






**a businessman**



**a worker**

**I want to be ...**



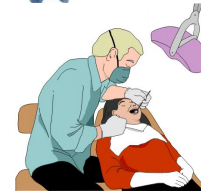


Fill in am /is /are

He is a doctor.



They are dentists.




She is a vet.




You are drivers.






I am a teacher.




<b>I</b>	<b>am</b>
<b>He</b>	<b>is</b>
<b>They</b>	<b>are</b>
<b>She</b>	<b>is</b>
<b>We</b>	<b>are</b>
<b>It</b>	<b>is</b>
<b>You</b>	<b>are</b>






# Pronouns

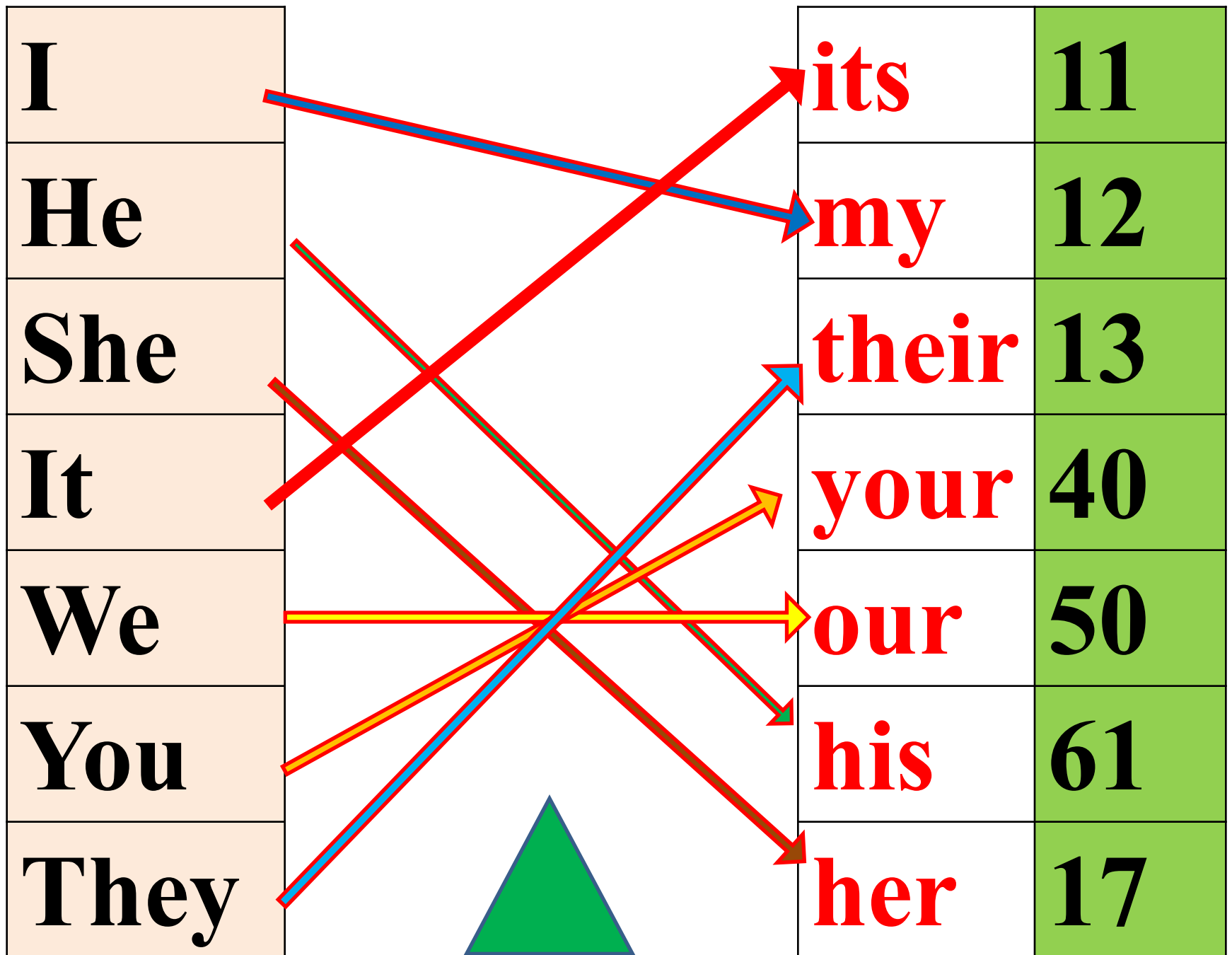


<b>I</b>	<b>my</b>
<b>He</b>	<b>his</b>
<b>She</b>	<b>her</b>
<b>It</b>	<b>its</b>
<b>We</b>	<b>our</b>
<b>You</b>	<b>your</b>
<b>They</b>	<b>their</b>




**This is my fish.**








# This is a ... / These are ...




# This is a ... / These are ...









# What do you want to be?

