

SCHOOL №37 BY G.MUSREPOV

THE THEME OF THE LESSON:

**STEP 2. WHAT DO
YOU WANT TO BE?**

TEACHER: ZHASAGANBERGEN ZH..

FORM: 5"А"

12.12.2013

Aims of the lesson:

Educational: to enlarge pupils knowledge about professions, to speak about their future professions;

Developing: to enlarge pupils word-stock, to improve their logical thinking and memory:

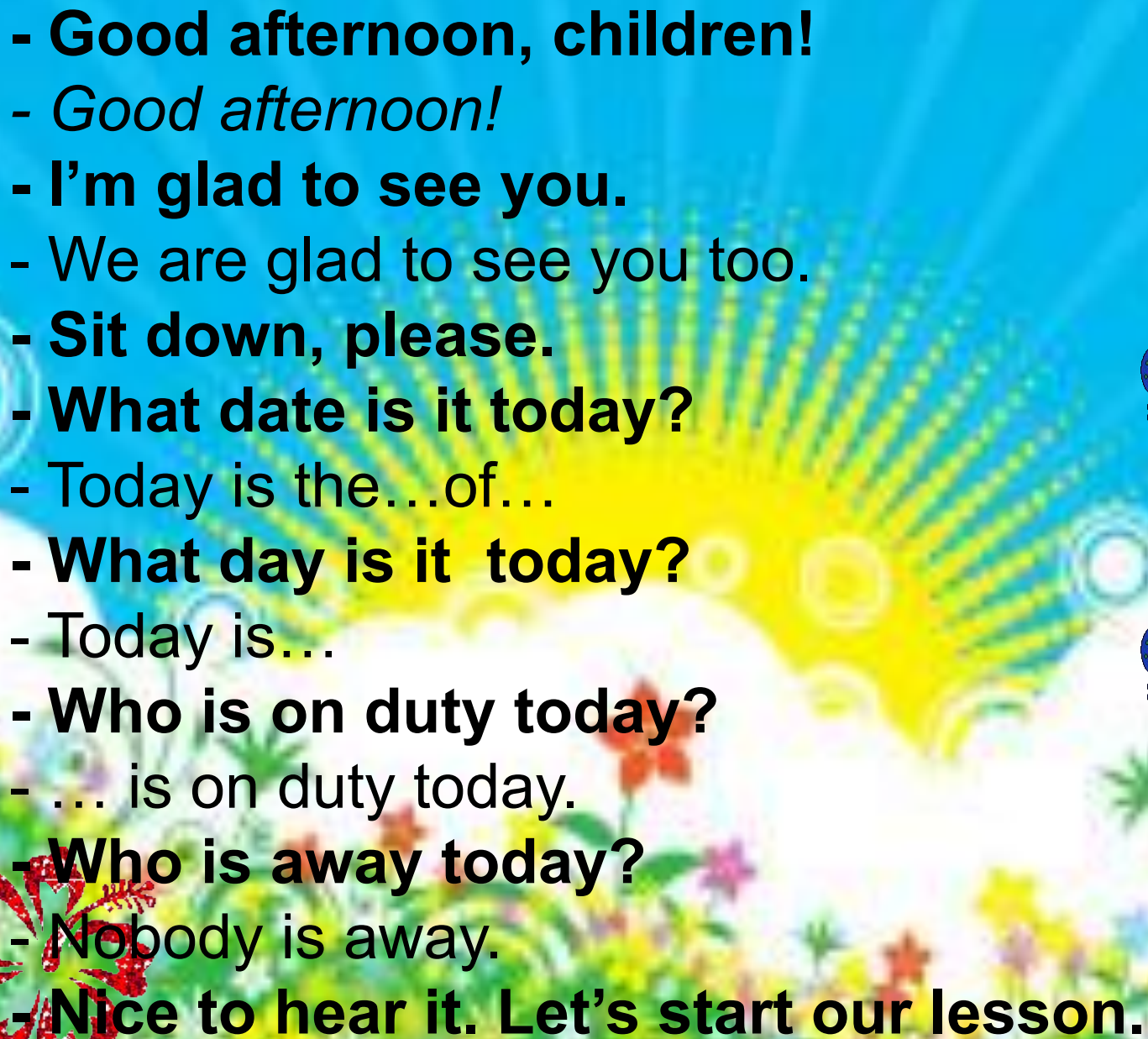
Upbringing: to bring them to respect different professions.

The type of the lesson: explaining the new theme.

The form of the lesson: traditional lesson.

The methods of the lesson: critical way of thinking, work in group, question-answer, explaining, project work.

The visual aids: interactive board, slides, books, pictures.

- 
- **Good afternoon, children!**
 - *Good afternoon!*
 - **I'm glad to see you.**
 - We are glad to see you too.
 - **Sit down, please.**
 - **What date is it today?**
 - Today is the...of...
 - **What day is it today?**
 - Today is...
 - **Who is on duty today?**
 - ... is on duty today.
 - **Who is away today?**
 - Nobody is away.
 - **Nice to hear it. Let's start our lesson.**



A bank manager



A musician



A dentist




An operator



A lawyer



A doctor



A teacher



A nurse



A taxi-driver



-What do you want to be?

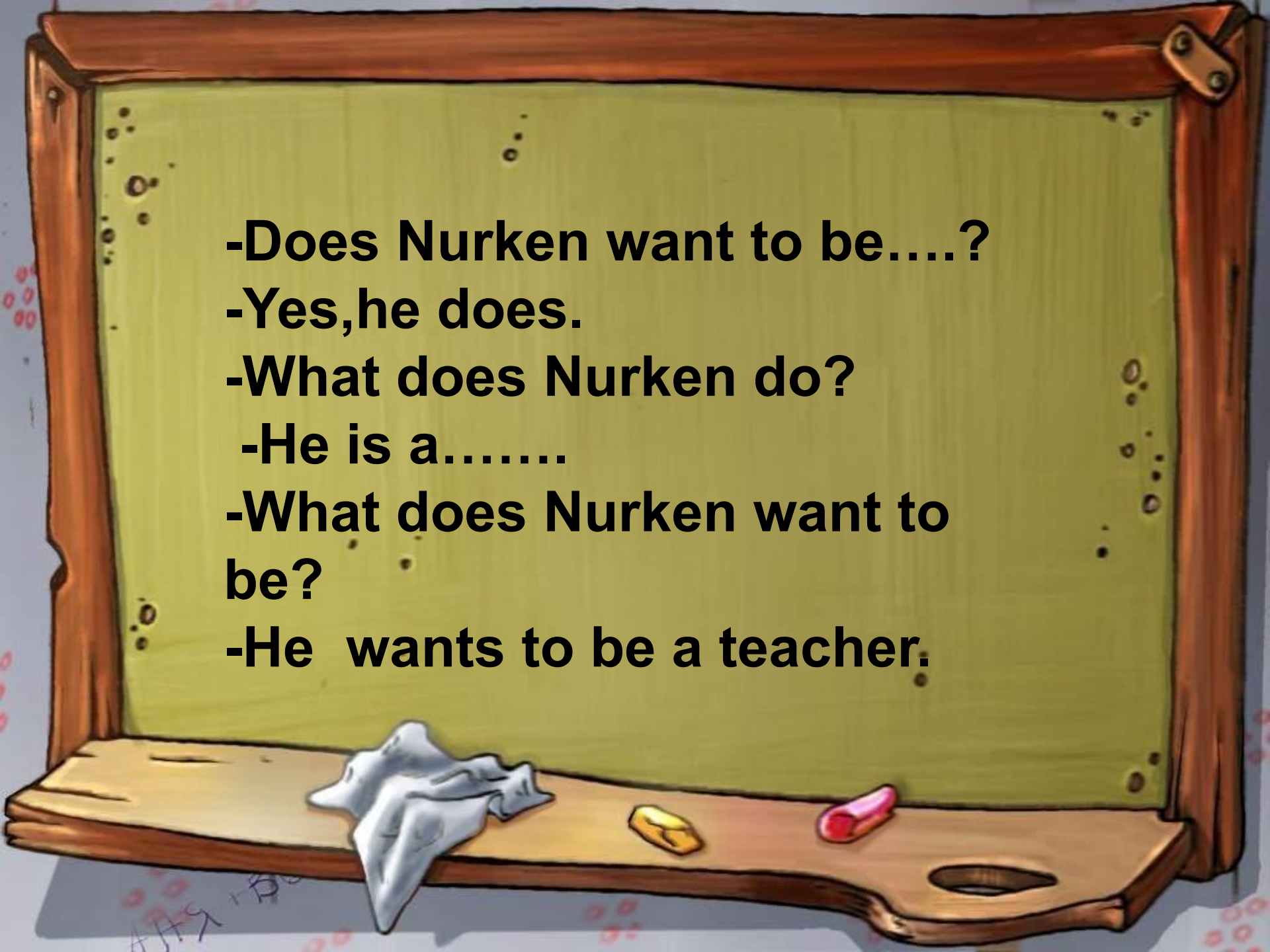
-I want to be....

-Do you want to be.....?

-Yes, I do./ No ,I don't.

-What do you do?

-I am a....

- 
- Does Nurken want to be....?**
 - Yes,he does.**
 - What does Nurken do?**
 - He is a.....**
 - What does Nurken want to be?**
 - He wants to be a teacher.**

Gallery walk

What do you want to be? Make up the posters.



I want to be a doctor.



Marking





Home work

Exercise:

11,12

page:80



**Learn by
heart
new
words.**



**THANK YOU FOR YOUR
ATTENTION SEE YOU
NEXT LESSON
GOOD BYE - BYE**

