

*The 20<sup>th</sup> of October*

# The theme: “Conditional Sentences”

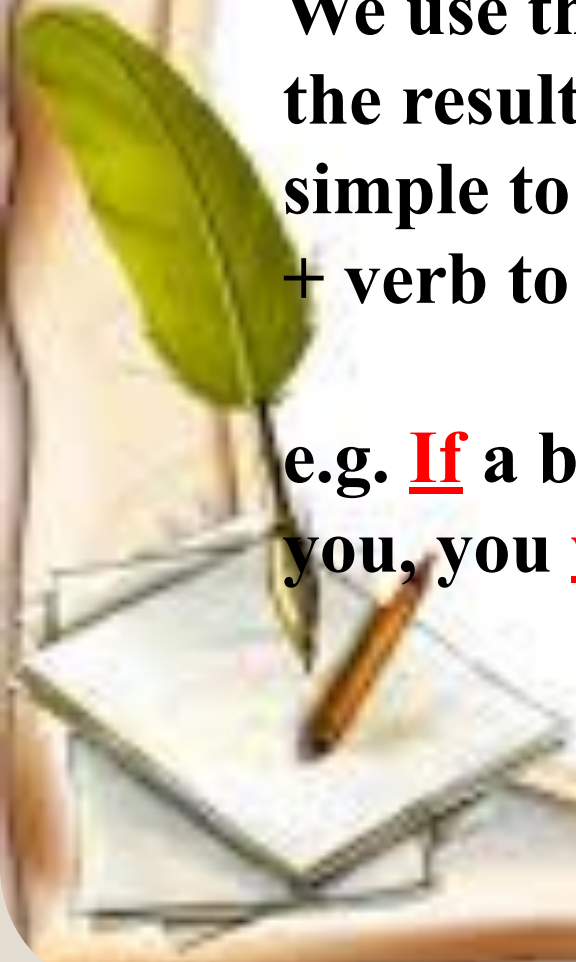


# First Conditional

We use the first conditional to predict the result of an action. We use present simple to describe the action and will + verb to describe the result.

**If + Present Simple + will V**

e.g. **If** a black cat **walks** in front of you, you **will have** good luck.



# Keys of the task 1

1. If a cat washes behind its ears, it **will rain**.
2. If you **give** somebody handkerchiefs as a gift, you won't have a good relationship with that person.
3. If you eat lentils on 1st January, you **will make** a lot of money during the year.
4. If a man **smiles** a lot during his wedding, his first child will be a girl.
5. If you see a spider in your house, you **will have** visitors.
6. If a woman **sings** in the kitchen, she will marry a very old man.

## Keys of the task 2

1- see, 2 - will get, 3 - wash,  
4- will not remember, 5 - look, 6 - will have,  
7 - leave, 8 - will have,  
9 - will not (won't ) be, 10 - look,  
11 - touch, 12 - will do,  
13 - forget, 14 - won't pass



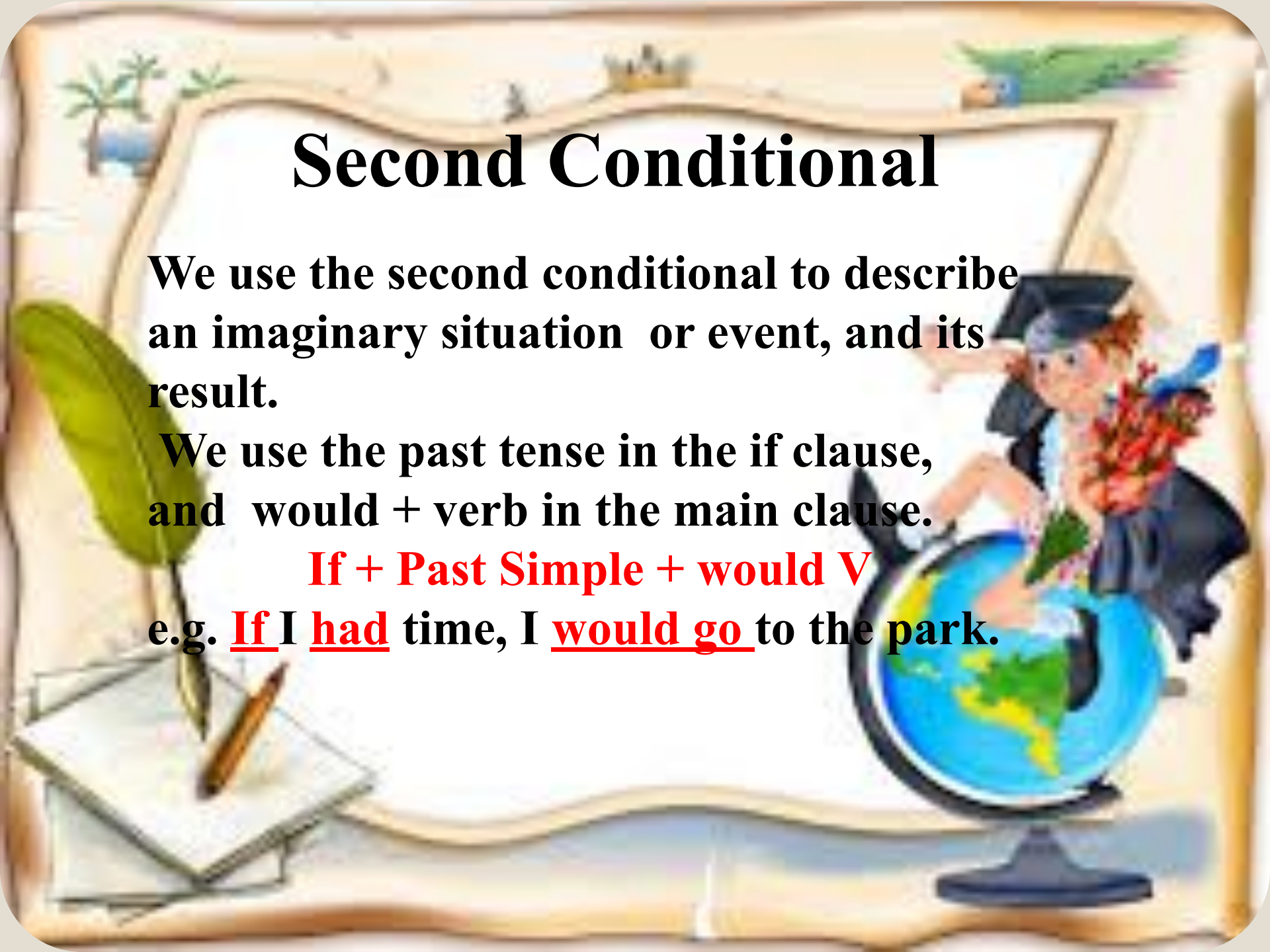
# Second Conditional

We use the second conditional to describe an imaginary situation or event, and its result.

We use the past tense in the if clause, and **would + verb** in the main clause.

**If + Past Simple + would V**

e.g. **If I had time, I would go to the park.**



# Keys of the task 3

1. **c** didn't produce , we would reduce
2. **d** I would give , I were very rich
3. **a** We would save , were able to
4. **e** would be, stopped
5. **b** didn't pollute, would be

# Work with text

had, used, wouldn't  
produce, would earn





## **Keys of the task 4**

1. used,
2. wouldn't produce,
3. had,
4. would earn




**Listen to the song and complete  
the song with the verbs**


**Ask, be, care, care, dance,  
hide, hold, hold, laugh, love,  
run, save, see, stand, touch**



# Keys of the task 5



1. dance,
  2. ask,
  3. run,
  4. see,
  5. save,
  6. touch,
  7. love,
  8. laugh,
  9. stand,
  10. be,
  11. hide,
  12. care,
  13. hold,
  14. hold,
  15. care
- 

The illustration depicts a study desk. On the left, a stack of colorful books (yellow, purple, blue, and red) sits on a wooden shelf. In the foreground, another stack of books (blue, purple, and red) is visible. On the right, a globe on a stand shows the Americas. A large tree with pink blossoms is on the right side of the desk. The background is a whiteboard with a green border. The text is centered on the whiteboard.

*To retell the text on  
page 91*