

Hello
Friends!



The topic for today:

Winter sports







Purposes for today's class

- To learn English names of sports.
- To express your opinion about a favourite sport in the letter



Our tasks

1. To name winter sports;
2. To use new words and phrases in our speech;

A final work:

To write a notice “My favourite sport”





Figure skating
| 'fɪgə 'sketɪŋ|

Hockey
| 'hɒki|



Skiing
| 'ski:ɪŋ|

Snowboarding

['snəʊ.bɔː.dɪŋ]



Biathlon

|bʌɪ 'aθlɒn|

Bobsleigh

|'bɒbsleɪ|







?



?



?



?



?



?



Bobsleigh



Biathlon



Figure skating



Snowboarding



Skiing



Hockey

Max. 3 points

Winter sports equipment



	-helmet
	-special uniform
Hockey	-hockey-stick
	-hockey-puck

	Helmet
	Ski poles
Skiing	Gloves
	Ski

	- Special glasses
	- Toboggan slide
Bobsleigh	- Helmet
	- Special uniform


	- Ski
	- Special uniform
Biathlon	- Special glasses
	- Weapon

	- Music
	- Skates
Figure skating	- Skating rink
	- Costumes

	- Gloves
	- Snowboard
Snowboarding	- Special uniform
	- Gloves

Max. 4 points

Let's do it!






What's his or her
favourite winter
sport and why?





Our tasks

1. To name winter sports; 
2. To use new words and phrases in our speech; 
3. To write a letter. 



Рефлексия

1. Я узнал много нового и могу употребить в речи

- да -нет -затрудняюсь ответить

2. Высказывания подростков были понятны

- да -нет -затрудняюсь ответить

3. Я с лёгкостью нашёл (нашла) нужную информацию

- да -нет -затрудняюсь ответить

4. Без труда написал (написала) письмо

- да -нет -затрудняюсь ответить

5. Было трудно, многое не понял

- да -нет -затрудняюсь ответить

Thanks a lot!

The slide features a white background with a decorative graphic on the right side. This graphic consists of several overlapping, semi-transparent green shapes in various shades, ranging from light lime green to dark forest green. These shapes are primarily triangular and polygonal, creating a layered, abstract effect. A thin, light gray line also runs diagonally across the lower right portion of the slide, intersecting the green shapes.