


*Открытый урок
по теме “At the Restaurant”*




At the Restaurant

Vocabulary



Exercise 3. Look on the picture from exercise 2 and write down English words. Then listen to the record and check up your answer.



- 1) _____
- 2) _____
- 3) _____
- 4) _____
- 5) _____
- 6) _____

- 7) _____
- 8) _____
- 9) _____
- 10) _____
- 11) _____
- 12) _____

Exercise 3. Look on the picture from exercise 2 and write down English words. Then listen to the record and check up your answer.

1) *table*

2) *meal*

3) *drink*

4) *plate*

5) *spoon*

6) *knife*

7) *teaspoon*

8) *fork*

9) *napkin*

10) *tablecloth*

11) *waiter*

12) *waitress*

Exercise 4. Check out the menu and write down the missing expressions.

GEOFFREY'S RESTAURANT

M _ _ _ _ **1**

S _ _ _ _ _ **S** **2**


Melon
Prawn cocktail
Tomato s _ _ _ _ **3**

M _ _ _ _ **C** _ _ _ _ _ **S** **4**

Smoked salmon
Roast beef
Fried chicken

S _ _ _ _ **D** _ _ _ _ **ES** **5**

Potatoes
Rice
C _ _ _ _ _ **6**



D _ _ _ _ _ **S** **7**

Apple pie
Ice cream
Chocolate cake

S _ _ _ _ **D** _ _ _ _ _ **S** **8**

Mineral water
Orange juice
Milk

Exercise 4. Check out the menu and write down the missing expressions.

GEOFFREY'S RESTAURANT

M e n u _ [1]

s _ t a r t e r s _ \$ [2]


Melon
Prawn cocktail
Tomato s **o u p** _ [3]

M _ a i n _ c _ o u r s e _ \$ [4]

Smoked salmon
Roast beef
Fried chicken

s i d e _ **D i s h** _ **E S** [5]

Potatoes
Rice
C h i p s _ _ [6]



D e s s e r t _ _ \$ [7]

Apple pie
Ice cream
Chocolate cake

s o f t _ **D r i n k** _ \$ [8]

Mineral water
Orange juice
Milk

Exercise 6. Connect the appropriate expressions, then listen to the record and check up your answers.

- | | |
|--------------|-----------------------|
| 1) tip | A) only a starter |
| 2) order | B) dinner at 6 |
| 3) recommend | C) a house speciality |
| 4) drink | D) a table for two |
| 5) book | E) with a spoon |
| 6) serve | F) the bill |
| 7) pay | G) beer |
| 8) eat | H) the waiter |



TIP

Находясь в ресторане, прочитайте меню по-английски.

eat	есть	book	бронировать
drink	пить	pay	платить
serve	подавать, обслуживать	tip	давать чаевые
order	заказывать	recommend	рекомендовать




LOOK!

Если мы хотим на английском языке пожелать кому-либо приятного аппетита, следует использовать английское выражение «Enjoy your meal».

Exercise 6. Connect the appropriate expressions, then listen to the record and check up your answers.

- | | |
|--------------|-----------------------|
| 1) tip | A) only a starter |
| 2) order | B) dinner at 6 |
| 3) recommend | C) a house speciality |
| 4) drink | D) a table for two |
| 5) book | E) with a spoon |
| 6) serve | F) the bill |
| 7) pay | G) beer |
| 8) eat | H) the waiter |
-



TIP











Находясь в ресторане, прочитайте меню по-английски.


At the Restaurant

Stages of our work:

- 1. Vocabulary: At the Restaurant.*
- 2. Listening: Booking a table and choosing a meal.*
- 3. Speaking : Ordering from a menu.*
- 4. Grammar: The verb: to have.*
- 5. Reading: Welcome to my restaurant!*
- 6. Writing: Dining out – for work and pleasure!*
- 7. Fun with English: Word games with restaurants.*


Exercise 1. Listen and repeat.

table		стол
meal		еда
drink		напиток
waiter		официант
waitress		официантка
menu		меню
starter		закуска
main course		первое
side dish		гарнир
dessert		десерт


soup		суп
chips		картофель фри
soft drink		безалкогольный напиток
tablecloth		скатерть
napkin		салфетка
plate		тарелка
knife		нож
fork		вилка
spoon		ложка
teaspoon		чайная ложечка

*Booking a table
and choosing a meal*

★
Listening



Exercise 1. Listen to the three dialogues and match them with the pictures.



A) _____




B) _____



C) _____

*Exercise 1. Listen to the three dialogues
and match them with the pictures.*



A) 2



B) 3



C) 1

Exercise 2. Listen to the first dialogue again and write the missing words in the table.

Booking a table	
1) Number of people	
2) Time	
3) Name – Mr/Ms	
4) Special requests	

Exercise 2. Listen to the first dialogue again and write the missing words in the table.

Booking a table	
1) Number of people	two
2) Time	8.30 pm
3) Name – Mr/Ms	Mr Walker
4) Special requests	a table at the window

Exercise 3. Listen to the second dialogue again, select and mark the correct phrase.

Waiter: "Good evening, madam. Good evening, sir.
Can I help you?"

Mr Walker: "We have a ① **booking/reservation** here, a table for two for Mr Walker."

Waiter: "Yes, ② **of course/certainly**, it's the table at the window, isn't it?"

Mr Walker: "Yes, that's right."

Waiter: "Would you like to ③ **follow/go with me**, please?"


Mrs Walker: "Thank you."

Waiter: "Is this table ④ **all right/OK**?"

Mr Walker: "Do you like it, dear?"

Mrs Walker: "Yes, of course, it's ⑤ **good/fine**. And ⑥ **can/may** we have the menu, please?"

Waiter: "Certainly, madam."



Ordering from a menu

Speaking



*Exercise 1. Listen to the dialogue.
Check in the menu which dishes Jane orders.*

MENU

Starters

Tomato salad
Green salad
Mixed salad
Smoked salmon with mustard sauce
Vegetable soup

Main courses

Roast chicken with ginger
Pepper steak
Grilled lamb chops with thyme
Beef stew
Spaghetti with tomato sauce
Meat ravioli
Cheese omelette

Side dishes

Potatoes
Carrots
Peas
Broccoli
Mixed vegetables

Desserts

Ice-cream sundae
Apple pie
Chocolate mousse
Cheesecake
Cheese & Biscuits

Drinks

Wines:
French white (sweet)
Italian white (dry)
Spanish red (sweet)
Portuguese red (dry)
Beer
Mineral water - fizzy or still
Soft drinks





LOOK!

USEFUL PHRASES	ПОЛЕЗНЫЕ ВЫРАЖЕНИЯ
A table for three, please.	<i>Мне нужен столик для трех человек.</i>
Do you have a menu in English?	<i>У Вас есть меню на английском языке?</i>
Waiter, the menu, please.	<i>Официант, дайте мне, пожалуйста, меню.</i>
I'll have the salad to start.	<i>На закуску я попрошу салат.</i>
Can I have the roast chicken?	<i>Подате мне, пожалуйста, печеного цыпленка.</i>
Anything to drink?	<i>Подать ли Вам что-нибудь выпить?</i>
Would you like fizzy or still mineral water?	<i>Желаете ли газированную или негазированную воду?</i>
How would you like your steak?	<i>Как Вам приготовить бифштекс?</i>
Rare, medium, or well-done?	<i>С кровью, средне прожаренный, хорошо прожаренный?</i>
Could I have the bill, please?	<i>Счет, пожалуйста.</i>
Is service included?	<i>Включено ли в цену обслуживание?</i>

Exercise 2. Listen to the first dialogue again and complete the sentences with missing expressions.

- 1) Do you have ____ menu in English?
- 2) Are you ready ____ order?
- 3) I'd like the green salad ____ start.
- 4) How would you like
____ steak, madam?
- 5) Rare, medium, ____ well-done?
- 6) Anything ____ drink?
- 7) Yes, ____ glass of white wine,
sweet wine please.
- 8) Not now, thank ____ . Maybe later.



Grammar: The verb: to have



I have a spare table.	У меня есть свободный столик.
You have a spare table.	У тебя есть свободный столик.
He/she/it has a spare table.	У него /нее/там есть свободный столик.
We have a spare table.	У нас есть свободный столик.
You have a spare table.	У Вас есть свободный столик.
They have a spare table.	У них есть свободный столик.



I don't have a spare table.	У меня нет свободного столика.
You don't have a spare table.	У Тебя нет свободного столика.
She/he/it doesn't have a spare table.	У него/ нее/ там нет свободного столика.
We don't have a spare table.	У нас нет свободного столика.
You don't have a spare table.	У Вас нет свободного столика.
They don't have a spare table.	У них нет свободного столика.



Do I have a spare table?	Есть ли у меня свободный столик?
Do you have a spare table?	Есть ли у Тебя свободный столик?
Does she/he/it have a spare table?	Есть ли у него/нее/ там свободный столик?
Do we have a spare table?	Есть ли у нас свободный столик?
Do you have a spare table?	Есть ли у Вас свободный столик?
Do they have a spare table?	Есть ли у них свободный столик?



 **LOOK!**


don't	do not
неофициально	официально

Exercise 1. Put the verb have / has into the following sentences.

- 1) Fiona _____ a new dress.
- 2) I _____ money.
- 3) You _____ a good job.
- 4) Philip _____ three bananas.
- 5) The Browns _____ heavy luggage.
- 6) The dog _____ water.
- 7) Jason and Jim _____ a sister.
- 8) We _____ white wine.
- 9) Ms Tucker _____ a credit card.
- 10) You _____ a good computer.



Exercise 2. Put into the sentence the phrase would like/'d like.

 LOOK!	
I'd like orange juice.	<i>Я хотел бы апельсиновый сок.</i>
Would you like anything to drink?	<i>Желаете что-нибудь выпить?</i>
What would you like to eat?	<i>Что пожелаете съесть?</i>

EXERCISE 9

Вставьте в предложение словосочетание WOULD LIKE/'D LIKE

1) WAITER: _____ ?

GUEST: Yes, I'd like vegetable soup and beef stew.

2) WAITER: Would you like a dessert?

GUEST: Yes, _____ apple pie.

3) WAITER: How _____ ?

GUEST: Rare.

4) WAITER: How _____ ?


GUEST: By credit card.



 LOOK!	
Краткая форма 'd от слова <i>Would</i> используется только в утвердительных предложениях изъявительного наклонения.	

Правильные ответы к упражнениям находятся на карте 6 группы 9.

Welcome to my restaurant!
Reading



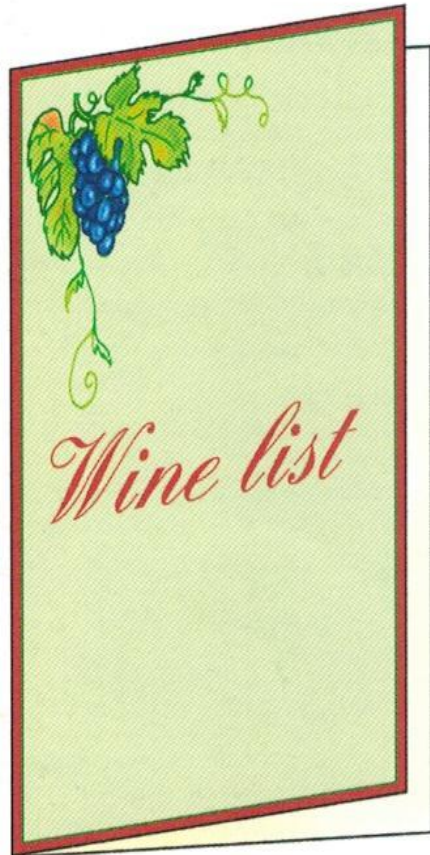
Exercise 1. Read the text about Luigi's restaurant and listen to the text.

Hello! Welcome to my restaurant! I am Luigi and we serve traditional Italian meals. My grandparents opened this place when they came to England and they brought with them their secret recipe for the best pizza. And not just that! Sit down at a table and look around. There is a big map of Italy on the wall and a small one on every napkin and tablecloth. On each plate you can find a picture of a different type of pasta. The wine list tells you what region your wine comes from. And the menu, which offers typical Italian starters, main courses, side dishes and desserts, gives you a lot of information about Italian culture and cuisine as well. Oh, here comes our waitress! Would you like to order anything?

Exercise 2. Listen to the words from the text and learn the new words.

welcome	добро пожаловать	wall	стена
Italian	итальянский	picture	изображение, рисунок, картинка
traditional	традиционный	different	разный
grandparents	дедушка и бабушка	type	тип
came	прибыли	pasta	макароны
just	лишь, только	wine list	карта вин
brought	привезли, принесли	region	область, зона, регион
secret	тайный	comes	родом из, происходит из
recipe	рецепт	typical	типичный
map	карта	cuisine	кухня (национальная)

Exercise 3. Answer the questions.



- A) Who is Luigi?
- B) Who opened the Italian restaurant?
- C) What did Luigi's grandparents bring with them to England?
- D) What is special about the napkins and tablecloths in the restaurant?
- E) What does the wine list tell you?
- F) What food does the menu offer?

- A) _____
- B) _____
- C) _____
- D) _____
- E) _____
- F) _____

 LOOK!	
recipe	<i>рецептура, рецепт (кулинарный)</i>
receipt	<i>квитанция, чек</i>

Dining out – for work and pleasure!
Writing

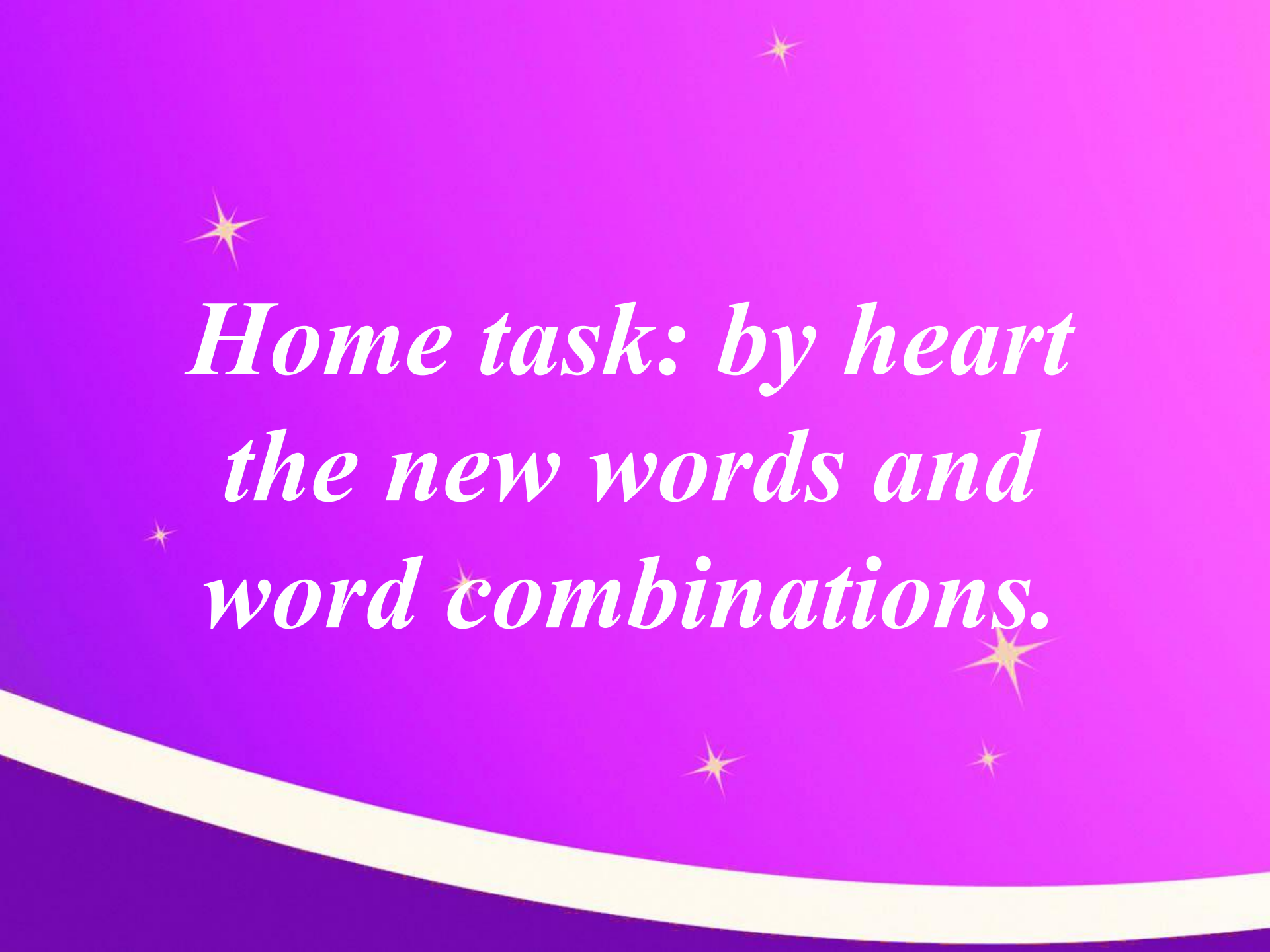


Word games with restaurants
Reading in eight directions ,
find the expression shown in the table .

P	T	K	D	R	F	R	S	E	D
R	V	T	K	Z	E	S	P	I	V
J	U	E	Z	G	E	K	S	E	O
M	U	B	A	R	G	H	O	S	L
E	X	N	T	R	W	A	S	O	O
D	A	I	C	A	E	E	A	W	C
M	A	H	S	V	U	T	N	P	Z
W	E	H	R	S	H	E	I	Y	G
F	E	N	A	M	R	A	B	A	G
R	E	N	A	E	L	C	Q	I	W



barman	cook	manager	waiter
chef	dish washer	waitress	owner



*Home task: by heart
the new words and
word combinations.*



*Thank you for
the lesson.
Good Bye!*