

# The Walk of Fame

6 Form



- By Marina Rezchikova © 2018

# How are you?



Happy

sleepy 



fine



OK

I am

sad

super

tired 

good 





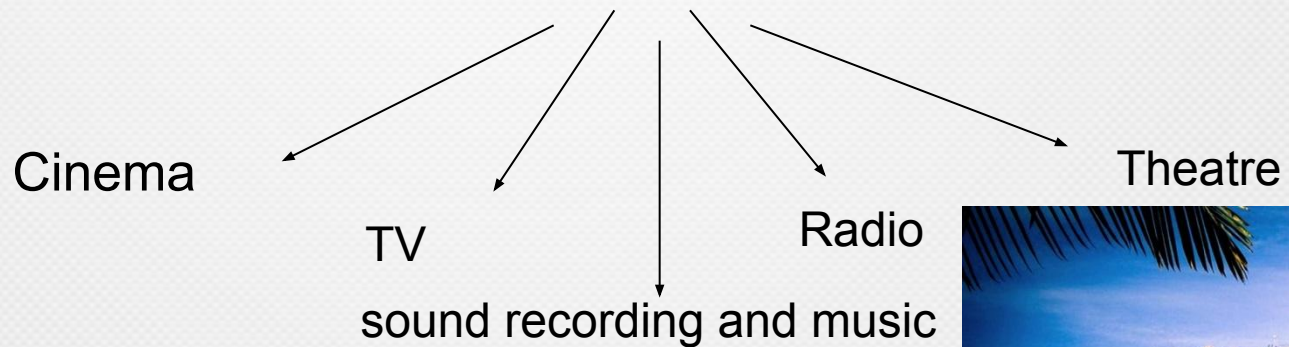
Are you a film expert?

How often do you go to the cinema?

What film is it?

It's a film "Titanic".

Choose the kind of categories of entertainment industry the film is.



Where is the world's first film studio?


- In Hollywood



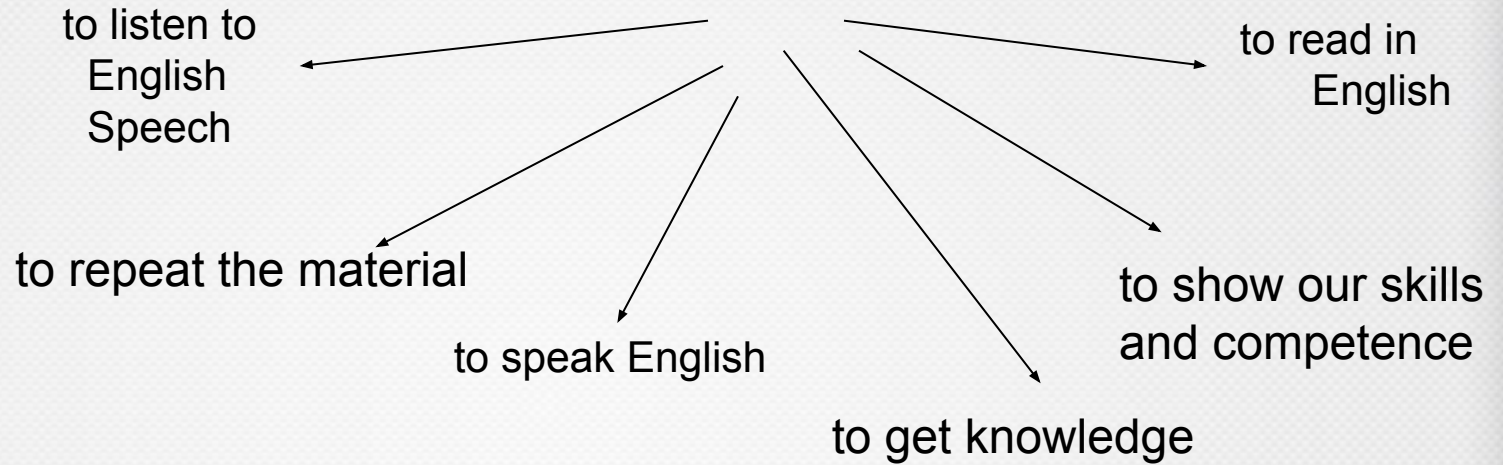


Guess:  
What's the theme of the lesson?

# ***WALK OF FAME***



What are the purposes of the lesson?



**You are welcome!**

The Walk of Fame,  
Hollywood, LA

1<sup>st</sup> task: *Are there any difficulties in the text? Mark the unknown words and combinations with your colourful pencils and translate the words.*

## The Walk of Fame

The Walk of Fame is in Hollywood, in California, USA.  
The stars are on the pavement, in the street.

It's got more than 2500 stars.

The Walk is more than five kilometres long!

The stars are for real people or fictional characters in five categories: film, music, theatre, television and radio.

All the stars are in a Walk of Fame's directory.

Lots of fictional characters have got stars, including Mickey Mouse, the Simpsons and Godzilla. Disneyland has also got a star.

The famous people always go to the presentation ceremony of their star. The ceremonies are open to the public, so you can go and see your favourite stars!

Every year, the Walk of Fame gets about 20-30 new stars.

Some of the recent stars are for Christina Aguilera, Ricky Martin and the Red Hot Chili Peppers.





2<sup>nd</sup> task: *Listen to the recording online and answer. What categories are in the Walk of Fame's directory?*



3d task: *Open your books at p. 46. Here is the same text. Listen to the recording once again and look through the text at the same time. Find 2 mistakes in your textbooks.*



**Well done!**



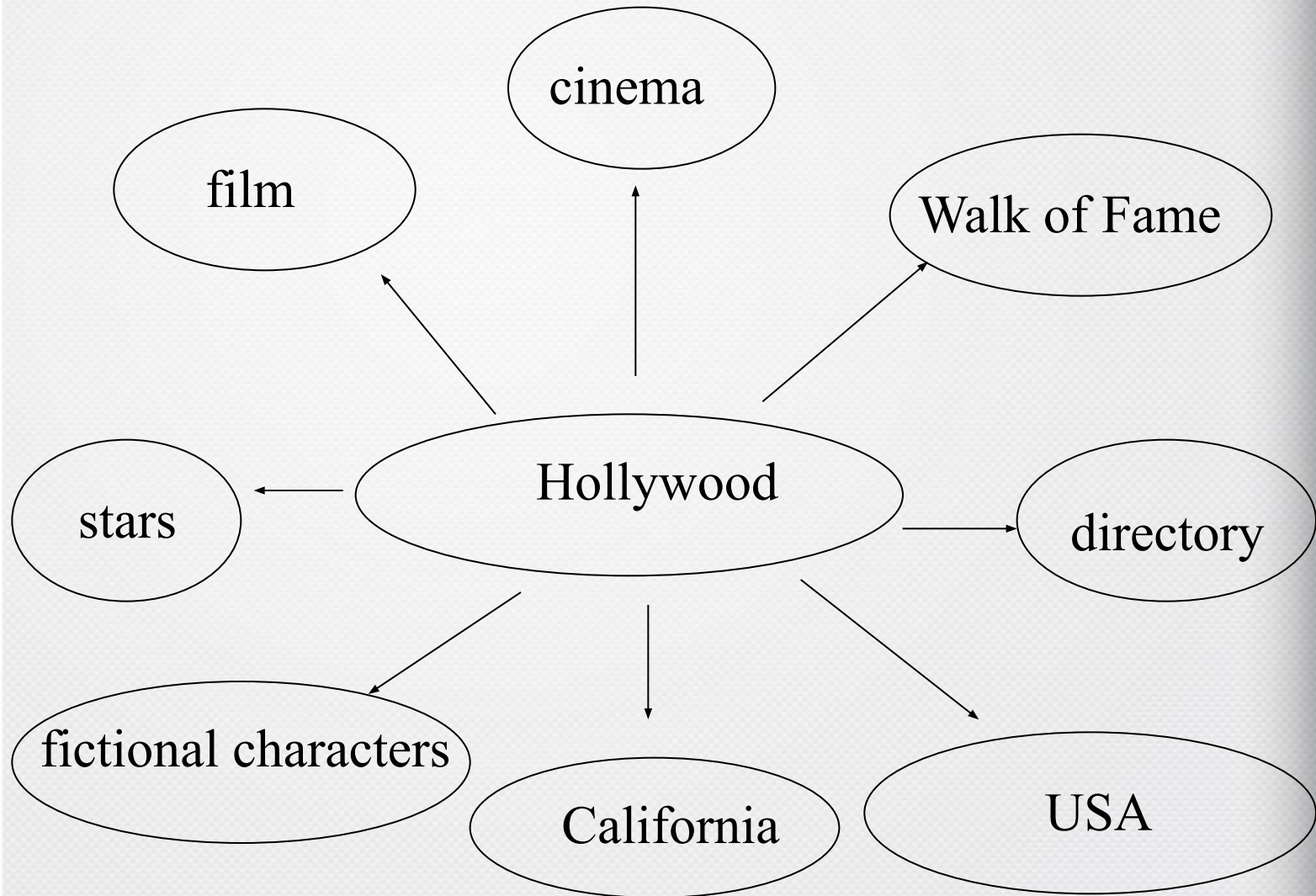
# Grammar

4<sup>th</sup> task. *Let's refresh Grammar in your memory. Open your portfolios and find the table "Question forms". Repeat the material. Complete the questions with these words.*

**How Who Where Are What Do**

1. \_\_\_\_\_ is the Walk of Fame? - **The Walk of Fame is in Hollywood, in California, USA.**
2. \_\_\_\_\_ many stars has the Walk of Fame got? - **It's got more than 2500 stars.**
3. \_\_\_\_\_ all the stars for actors? - **No, they aren't. The stars are for real people or fictional characters in five categories: film, music, theatre, television and radio.**
4. \_\_\_\_\_ fictional characters have got stars? - **Lots of fictional characters have got stars, including Mickey Mouse, the Simpsons and Godzilla. Disneyland has also got a star.**
5. \_\_\_\_\_ the famous people visit their stars? - **Yes, they do. They always go to the presentation ceremony of their star.**
6. \_\_\_\_\_ are the recent stars for? - **Every year, the Walk of Fame gets about 20-30 new stars. Some of the recent stars are for Christina Aguilera, Ricky Martin and the Red Hot Chili Peppers.**

# mind map



# Answer the questions

1. Which American state is Hollywood in?
2. Is the Walk of Fame very long?
3. Do musicians get stars too?
4. Have the Simpsons got a star in the Walk of Fame?
5. When do famous people visit their stars?
6. Has Ricky Martin got a star?



# Speaking

Work in two groups.

1. Film fans

2. Film experts

Ask and answer.



Who is your favourite actor?



Have you got a favourite film?



How often do you go to the cinema?



Do you watch films in English?



Do you watch films on TV?



# ABC & NUMERALS

Guess the word!

8	15	12	12	25	23	15	15	4

12	15	19	1	14	7	5	12	5	19



# PROJECT

Make a poster about stars on the Walk of Fame.  
Listen to the teacher's instructors.

Your homework:

Find pictures of three actors or musicians, and find the following information about them:

Where is he/ she from?

How old is he/ she?

Has he/ she a wife/ husband?

Has he/she got brothers and sisters?

Is he/ she an actor or a musician?

What films is he/ she in? or What songs does he/she sing?

Write your answers and check them using the Language guides to units 1-3. Then write the final copy of the information onto the poster, illustrating it with the pictures.



# Рефлексия



*Классно! Мне  
понравилось!*

*Мне весело!*

Оцени  
своё  
настроение  
в конце  
урока



*Я устал!*



Thanks a lot!

