


*The theme of the lesson: Save the Nature*






















**Quotation:** *“ To take care of the planet is to take of our own house ”.*

**The aim of the lesson:**

*To enrich pupils knowledge, to develop pupils abilities in speaking.*

*To develop their reading, writing, listening skills and grammar, lexical habits.*

*To bring up pupils attention, to write correctly, to foster their love for the nature.*

**Visual aids:** *pictures, interactive white board, cards.*

**The type of the lesson:** *Round up lesson.*

**The method of the lesson:** *work in pairs, group work.*

**Inter subject connection:** *geography, biology, ecology.*

## Procedure of the lesson

Organization The moment

Checking up home task.

Warm up: 1. Sound station  
2. Spider map station.

Follow up:


3. Puzzle station. Give it name
4. Reading station. Text.
5. Writing station. The semantic map.  
Doing exercise.
6. Inside and outside station.
7. Reflection station. Giving cards.

Wrap up : 8. Ending station. Work with pictures, modal verb  
“should”

9. Giving home task: Write about the climate  
in your town.
10. Giving marks.







*The Fragile Planet*

*The Friends of the Nature*



# *1 Sound station*

**I will be a defender of my planet,  
united with friends.**

**I will save the Earth.**

**United with friends, I promise to keep it  
united with friends.**

**I will love the land United with friends.**

**I'll be a defender**

**I will save the Earth**

**I will save the Earth.**



## 2. Clustering station





# 3. Speaking station. Questions.





# 4. Reading station. Text.



1. Something that kills people or animals if it is swallowed?  
(\_\_\_\_\_)
2. A place where rubbish is left. (\_\_\_\_\_)
3. Material which was used and is no longer wanted.  
(\_\_\_\_\_)
4. A number of people who live in a place, country.  
(\_\_\_\_\_)
5. Making water, air dirty and dangerous for people to live in.  
(\_\_\_\_\_)
6. It is all living and non living things that surround us.  
(\_\_\_\_\_)



# *5. Reading station. Text.*



## **Pollution**

**Pollution is hanging like a brown cloud over our city today. Dirt and Smoke are pouring from cars and buses.**

**Pollution is spoiling the air we breathe and it is dangerous for our health. It is dig problem these days.**

**The city has dirty air. The air smells bad and people are often ill . People are working together now and they want to make the air cleaner.**

**1. Noun** \_\_\_\_\_

**2. Adjective** \_\_\_\_\_

**3. Verb** \_\_\_\_\_

**4. Sentence** \_\_\_\_\_

**5. Meaning** \_\_\_\_\_



## Rubbish dumpers.



There was sun in the sky and the birds were singing their beautiful songs. Vicki loved the countryside.

One day the picnickers were in the countryside. They were finishing their picnic and they left all their rubbish on the ground.

“What are you going to do with all litter you have left? asked Vicki. You can’t leave this rubbish here. You should’nt be rubbish dumpers!”



**1. Noun** \_\_\_\_\_

**2. Adjective** \_\_\_\_\_

**3. Verb** \_\_\_\_\_

**4. Sentence** \_\_\_\_\_

**5. Meaning** \_\_\_\_\_





# 6. *Writing station.*






# 7. *Inside and outside station.*

| Inside | Outside |
|--------|---------|
|        |         |

Nature, future, road, animal,  
child, plants, soil, region, ecology, teacher,  
water, litter , subject, air,school, protect, home,  
harmful ,help.



| <b>Pictures</b><br><b>What's happening?</b> |  |  |  |  |  |  |
|---|---|---|--|---|---|---|
| <b>People burn trees</b>                    |   |   |  |   |   |   |
| <b>Someone pollutes water</b>               |   |   |  |   |   |   |
| <b>The oil kills birds</b>                  |   |   |  |   |   |   |
| <b>People dump rubbish</b>                  |   |   |  |   |   |   |
| <b>People cut forests</b>                   |   |   |  |   |   |   |
| <b>Factories pollute air</b>                |   |   |  |   |   |   |

## **The Aral Sea**

The Aral Sea is dying. Water is salted.  
It is one of the world's environmental disasters.  
The Sea has changed the climate of the region greatly.  
Members of UNO (United Nation Organization) help  
Kazakhstan government to solve the Aral Sea problems.

## **Greenpeace**

The international organization Greenpeace is also doing much to preserve the environment. These are first steps and must be carried onward to protect nature, to save life on the planet.








Caspian Sea

Aral Sea



## 8. Reflection station.



*Fill in K – W – L chart*

| <b>Know</b> | <b>Learned</b> | <b>Want to know</b> |
|-------------|----------------|---------------------|
|             |                |                     |
|             |                |                     |



# 9. Ending station. Work with pictures, modal verb "should"





## Hometask:

Write about the climate  
in your town.

Marks



# Answer the questions

1. What is the environment?
2. What problem are people faced with?
3. What does the environment need today?
4. What is the policy of our state in environment protection?
5. Why is air pollution dangerous?
6. What do ecologists study?





Caspian Sea

Aral Sea



**10. Home task.**  
**Write about the climate**  
**in your town.**

**11. Marks**

# Саяхат көмекшілері

Курсор Мәтінұлы

ТЫШҚАН ДОСЫМЫЗ







# Үйге тапсырма:

*Табиғат туралы сурет салу*





A scenic mountain landscape with a waterfall and snow-capped peaks. The foreground shows a rocky stream bed with a waterfall cascading over dark rocks. The middle ground features a valley with green trees and a winding path. The background is dominated by high, rugged mountains with patches of snow and glaciers under a clear blue sky.

**Procedure of the lesson.**

**Organization The moment.**

**Checking up home task.**

**Warm up:**

- 1. Sound station**
- 2. Spider map station.**

**Follow up:**

- 3. Puzzle station. Give it name**
- 4. Reading station. Text.**
- 5. Writing station. The semantic map.  
Doing exercise.**
- 6. Inside and outside station.**
- 7. Reflection station. Giving cards.**

**Wrap up :**

- 8. Ending station. Work with pictures,  
modal**

**verb “should”**

- 9. Giving home task: Write about the climate  
in your town.**

