

PLURALS



was made by Gul'nara Damirovna

LISTENING

[kw] – quiet, quick, queen

[ɔ:] – door, floor


[ɔ:l] – wall, ball

[tʃ] – watch, match

[au] – how, power




CHECKING HOMEWORK



SPEAKING

**1. Where is Spider-Man
from?**


He is from New York City.



SPEAKING

2. Who is his best friend?

Mary Jane is his best friend.



SPEAKING

3. What can Spider-Man do?

He can climb walls, just like a spider.



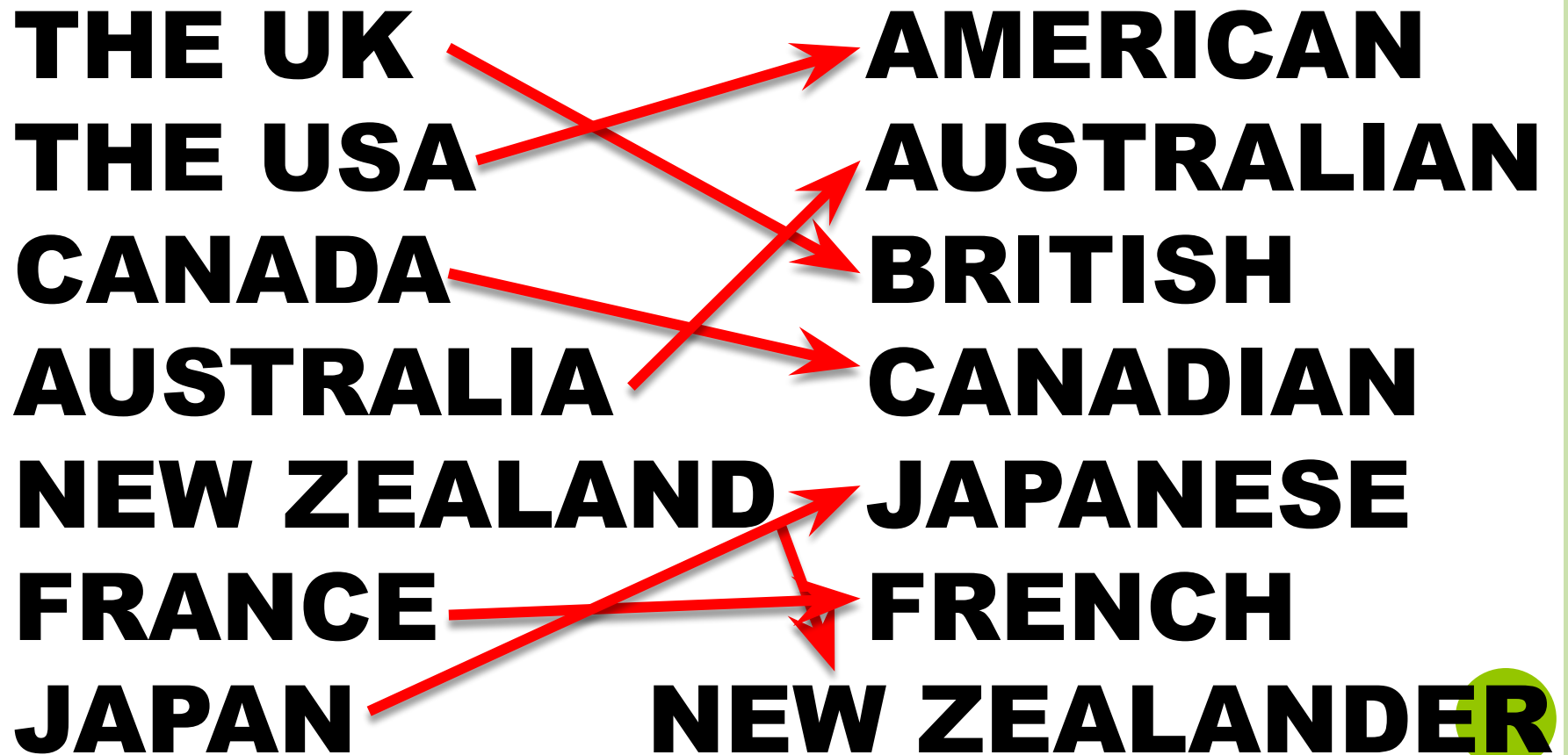
SPEAKING

2. Who is against him?

Green Goblin is against him.



COUNTRIES AND NATIONALITIES



LET'S HAVE A BREAK!



PLURALS

МНОЖЕСТВЕННОЕ
ЧИСЛО ИМЕН
СУЩЕСТВИТЕЛЬНЫХ

Образование множественного числа имен существительных

После глухих согласных окончание -s
читается как звук [s]

A cat - 3 cats

A duck - 4 ducks

A robot - 5 robots

An elephant - 2 elephants



ПОСЛЕ ЗВОНКИХ СОГЛАСНЫХ И
ГЛАСНЫХ ОКОНЧАНИЕ -S ЧИТАЕТСЯ КАК ЗВУК [
z]

A dog - 2 dog **s**

A doll - 2 doll **s**

A monkey - 2 monkey **s**

A toy - 2 toy **s**




После шипящих и свистящих
добавляется окончание -ES
Окончание читается как [ɪz]

A box - 2 box es

A fox - 2 fox es

A dress - 2 dress es

A watch - 2 watch es



ПОСЛЕ БУКВЫ **-Y** СТОЯЩЕЙ ПОСЛЕ **ГЛАСНЫХ**
ДОБАВЛЯЕТСЯ ОКОНЧАНИЕ **-S**

- A boy - 2 boy**s**
- A toy - 3 toy**s**

Но, если **-y** стоит после **согласных**, то **-y**
изменяется на **-i** и добавляется
окончание **-es**

- A lady – 2 lad**ies**
- A baby – 3 bab**ies**



ПОСЛЕ БУКВ **-F** И **-FE** ПРИБАВЛЯЕТСЯ
ОКОНЧАНИЕ **-ES**,
НО БУКВА- **F** МЕНЯЕТСЯ НА **-V**

- A leaf**f** – 7 lea**ves**
- A knife**fe** – 7 kni**ves**
- A housewife**fe** – 2 housewi**ves**


НО:

- A roof – 2 roof**s**



ИСКЛЮЧЕНИЯ

- A tooth – 2 teeth
 - A foot -- 2 feet
 - A goose – 5 geese
 - A man – 2 men
 - A woman – 2 women
 - A child – 2 children
 - A sheep – 7 sheep
 - A fish - 5 fish
 - A deer – 5 deer
- An ox – 2 oxen
A mouse – 2 mice




WRITING

- 1) **a cat – 5 cats**
- 2) **a dog – 3 dogs**
- 3) **a bee – 4 bees**
- 4) **a girl – 2 ...**
- 5) **a clock - 5...**
- 6) **a hat – 6 ...**
- 7) **a boot – 2 ...**
- 8) **a bird – 8 ...**
- 9) **a book - 7...**
- 10) **a car – 10...**




WRITING

- 1) **a** man – 5 **men**
- 2) **a** boy – 3 ...
- 3) **a** sheep – 4 ...
- 4) **a** baby – 2 ...
- 5) **a** box - 5...
- 6) **a** watch – 6 ...
- 7) **a** glass – 2 ...
- 8) **a** frog – 8 ...
- 9) **a** child - 7...
- 10) **a** dress – 10...



HOMEWORK

**ВЫУЧИТЬ
ИСКЛЮЧЕНИЯ**



THANK YOU!
GOOD-BYE!

