

The verb TO BE and Personal pronouns



The aim of the lesson:

Today at the lesson we'll review
the present simple
and present continuous

We are going to learn how to...

1. read and act out

(разыгрывать) the dialogues

2. introduce yourself

(представляться)



Phonetic Drill

[redacted]
Or whether the weather is not,
[redacted]
[redacted]

We`ll weather the weather


[redacted]
Whether we like it or not.

[w
]

[ð
]

Test yourself

Dictation



Personal Pronouns



SB p. 29 ex. 6 b)

b) Write the correct personal pronoun.

- | | | | | | |
|---|-----------|-------|---|-----------|-------|
| 1 | Linda | | 4 | Sue & I | |
| 2 | Mark | | 5 | Ben & you | |
| 3 | Tom & Lyn | | 6 | eraser | |



Verb "to be"



Affirmative

I am	→	I'm
You are	→	You're
He is	→	He's
She is	→	She's
It is	→	It's
We are	→	We're
You are	→	You're
They are	→	They're



Check the form of the verb **TO BE**.

1. She is a student.
2. We are students.
3. I am a worker.
4. John and Mary are at home.
5. You are a teacher. (singular)
6. You are in the classroom. (plural)
7. He is a good worker.
8. My family is in Mexico. (family=singular)
9. It is cold outside.
10. They are in the car.

SB p. 28 ex. 1

1

b

First day!

11
eleven

12
twelve

13
thirteen

14
fourteen

15
fifteen

16
sixteen

17
seventeen

18
eighteen

19
nineteen

20
twenty

Reading



Let's count from 1 to 20!


To Be + Age

- To Be + number + years old**
- **I am** 23 years old.
 - **You are** 16 years old.
 - **He is** 32 years old.
 - **Mary is** 45 years old.



How old are you?

I'm ten years old.



ЗАПОМНИ!!!


Можно сказать:

- ▶ I'm 10 years old.
- ▶ I'm 10.

Нельзя говорить:

- ▶ I'm 10 years. ❌




2 a)  Look at the pictures.
Ask and answer.

▶ A: *How old is Ann?*
B: *She's seventeen.*

A: *How old is Bob?*
B: *He's eighteen.*



Ann (17) & Bob (18)



Mark (19), Betty (17), John (16), Sue & Rita (17)



Wendy (11) & Jill (12)

Let's have a rest

Физминутка

Hands up, hands down

Hands on hips, sit down

Hands up, to the side

Bend left, bend right

One, two, three – HOP!

One, two, three – STOP!



SB p. 28 ex. 4 a)

Read and listen

Markus: Excuse me, where is the science lesson?

David: It's in Room D. Are you new to the school?

Markus: Yes, I am. My name's Markus.

David: My name's David. Nice to meet you, Markus. Your name is strange. How do you spell it?



Markus: It's M-A-R-K-U-S.

David: I see. How old are you?

Markus: I'm twelve. And you?

David: I'm twelve too! Are you in Class 2E?

Markus: Yes, I am!

David: Me too! Let's go to the science lesson together then!

Glossary

1. *To be new to the school* –
БЫТЬ НОВЕНЬКИМ В ШКОЛЕ
2. *Nice to meet you!* –
Приятно познакомиться!
3. *To be in class 2E* –
УЧИТЬСЯ ВО 2 Е КЛАССЕ.

SB p. 28 ex. 4 b)

b) Read again. Mark the statements 1-4 T (true) or F (false).

- 1 The **science** lesson is in Room D. F
.....
- 2 **Markus** is new to the school. F
.....
- 3 David and Markus are 12 years old. T
.....
- 4 David and Markus **are** in the same class. F
.....

SB p. 29 ex. 7 b), c)

b) Complete the sentences. Use 'm, 's, 're.

- 1 Susan **'s** new to the school.
- 2 I **'m** 14 years old.
- 3 They **'re** in Room E.
- 4 He **'s** my best friend.
- 5 You **'re** in Grade 7.



SB p. 29 ex. 8

8 Complete the questions. Then write answers.

1 **Are** they in Year 7? Yes, **they are.**

2 **Are** you 11 years old? No, **I am not.**

3 **Is** it a ruler? Yes, **it is.**

4 **Are** you and Mary in the same class?
No, **we aren't.**

5 **Is** he Mark? No, **he isn't.**



Act out the dialogues

Hello! My name is
Nick.

Nice to meet you!



Home task

- ▶ SB p. 29 ex. 11 (составить Fact file о себе по образцу)
- ▶ SB p. 29 ex. 10 (написать вопросы)