The background is a highly textured, aged, and stained piece of paper, likely an old document or manuscript. The paper is yellowed and browned with age, featuring several dark, irregular stains and spots. Faint, handwritten text in a cursive script is visible throughout the background, though mostly illegible due to fading and the overlay. A central, semi-transparent rectangular box contains the main title in large, white, sans-serif font. Below the title, the module and lesson information is presented in a smaller, black, sans-serif font. The overall appearance is that of a historical or antique document being used as a backdrop for a modern educational presentation.

# In Search of Nessie

Module 3  
Lesson 3 a



Look at the pictures. Have you ever heard about these creatures?






What do you know about them?





Presenting new words and  
word- combinations ex 1b p 42

- Tentacle – щупальце
- Sharp – острый
- Hook – крюк
- Humped – горбатый
- Sightings – наблюдения
- Unicorn – единорог
- Ancient – древний
- Couple – пара (муж и жена, мужчина и женщина)
- Horrifying – ужасный
- blunt – тупой (о предметах)
- Violent – сильный, мощный, жестокий
- Whirlpool – водоворот
- Bottom – низ, дно
- Squid – кальмар
- Witness – свидетель, очевидец
- Ape – человекообразная обезьяна, примат
- Fossil – ископаемое, окаменелость





# Read the text again. Ex 2 p 42

1. Live in water? 1. \_\_\_\_\_ 2. \_\_\_\_\_
2. Could be creatures that people thought had died out? 3. \_\_\_\_\_ 4. \_\_\_\_\_
3. Have people been seeing <sup>1A 2B 3A 4C 5A 6B 7B</sup> for longer than you might think? 5. \_\_\_\_\_
4. Often used to destroy something? 6. \_\_\_\_\_
5. Have people found the bodies of? 7. \_\_\_\_\_



# KEYS ex 2 p 42

• 1 A 2 B 3 A 4 C 5 A 6 B 7 B





# Ex. 3 p. 43 Match the highlighted words and phrases to their meaning.

- report –
- sightings –
- survived –
- horrifying –
- across –
- approached –
- violent –
- off –
- so far –





# KEYS


- **report** – tell people about
- **sightings** – things that have been seen
- **survived** – stayed alive
- **horrifying** – shocking, disgusting
- **across** – wide
- **approached** – came closer
- **violent** – with great force
- **off** – close to
- **so far** – until now





# Find the opposites to the words given below.


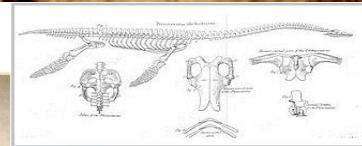
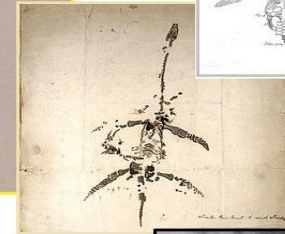
- different –
- 2 destroy –
- 3 real –
- 4 unknown –
- 5 top –
- 6 blunt –
- 7 luckily –
- 8 miniature –





# Compare your answers with the keys:

- 1 different – similar;
- 2 destroy – create;
- 3 real – mythical;
- 4 unknown – famous;
- 5 top – bottom;
- 6 blunt – sharp;
- 7 luckily – unfortunately;
- 8 miniature – giant





# Fill in: ex 5 p 42


- **1snake**
- **2giant**
- **3mythical**
- **4human**
- **5extinct;**
- **6horrifying**
- **7humped**
- **8sharp**
- **9violent**
- **10recorded**

<i>a</i>	<i>creatures</i>
<i>b</i>	<i>back</i>
<i>c</i>	<i>-like head</i>
<i>d</i>	<i>sightning</i>
<i>e</i>	<i>squid</i>
<i>f</i>	<i>whirlpool</i>
<i>g</i>	<i>hooks</i>
<i>h</i>	<i>prints</i>
<i>i</i>	<i>ape</i>
<i>j</i>	<i>sea monster</i>



# KEYS

- 1-c    2-e    3-a    4-h    5-l    6-j
- 7-b    8-g    9-f    10-d





# To glare, to stare, to catch a glimpse, to glance, to spot

- **To glare**

- пристальный взгляд, так смотрят, если на что-то рассердились. Этот продолжительный взгляд обычно комплектуется нахмуренными бровями и недовольным выражением лица. “Glare” – примерно как ребенок смотрит на наказавшую его маму.

- **To stare**

- очень похоже на “glare”, но без негативной окраски, это просто долгий пристальный взгляд.

- **To catch a glimpse**

- короткое время смотреть на что-то, быстро проносящееся перед вашими глазами; едва рассмотреть что-либо.

- **To spot**

- уместно использовать, если вы находите то, что искали. Друга в толпе, потерянную вещь, умные мысли и так далее.

- **To glance**

- быстрый, скользящий взгляд, когда человек быстро поворачивает голову, чтобы что-то рассмотреть, не фокусируясь при этом на объекте долго.



# Ways to look – choose the correct verb

- I glared/ glanced at the smiling people around me and feel lonely in the crowded hall.
- I spot /stare the keys that were lost among other stuff in my bag.
- The child glares/ stares at his mother because she didn't buy a new toy.
- I just catch a glimpse/spot of that beautiful girl who crossed the road.
- Pupils in the class spot/ stare at the teacher with great misunderstanding.



# Keys

- I glared/ glanced at the smiling people around me and feel lonely in the crowded hall.
- I spot /stare the keys that were lost among other stuff in my bag.
- The child glares/ stares at his mother because she didn't buy a new toy.
- I just catch a glimpse/spot of that beautiful girl who crossed the road.
- Pupils in the class spot/ stare at the teacher with great misunderstanding.



1 staring; 2 glanced; 3 caught a glimpse of; 4 glare; 5 spot

## Ways to look ex 6 p 43

- 1 staring; 2 glanced; 3 caught a glimpse of; 4 glare; 5 spot



# Fill in the correct verb in the correct verb tense

- 1 It is not polite to \_\_\_\_\_ at people.
- 2 I did \_\_\_\_\_ of the bear as we drove through the forest.
- 3 I was able to \_\_\_\_\_ him in the crowd.
- 4 I \_\_\_\_\_ at the clock to check the time.
- 5) Don't \_\_\_\_\_ at me like that! You look very angry



## KEYS:

- 1 It is not polite to **stare** at people.
- 2 I did **catch a glimpse of** the bear as we drove through the forest.
- 3 I was able to **spot** him in the crowd.
- 4 I **glanced** at the clock to check the time.
- 5) Don't **glare** at me like that! You look very angry.



Complete the text.

Many stories depict the Kraken as a type of  
o \_\_\_\_\_. The Kraken is a mythological \_\_\_\_\_  
monster from \_\_\_\_\_ who features in legends  
from other \_\_\_\_\_ countries as well





Complete the text.



Many stories depict the Kraken as a type of octopus. The Kraken is a mythological sea monster from Norway who features in legends from other Scandinavian countries as well





Complete the text.

The term Nessie is used to \_\_\_\_\_ a large aquatic \_\_\_\_\_ that resembles a serpent. This creature is mostly found in \_\_\_\_\_ and it is also known as Loch \_\_\_\_\_ monster.





# Complete the text.

- **The term Nessie is used to describe a large aquatic creature that resembles a serpent. This creature is mostly found in Scotland and it is also known as Loch Ness monster.**





# Complete the text.

Bigfoot is a popular myth who likes to eat human flesh and is said to be descended from a little boy who \_\_\_\_\_ in the woods and became a \_\_\_\_\_. However there are different Bigfoots. The Alaskan Bigfoot is called the \_\_\_\_\_ and hides in the Alaskan mountains. The Latin Bigfoot is called Acupacabra and eats other \_\_\_\_\_. a myth related to Bigfoot is called Sasquatch.





# Complete the text.


Bigfoot is a popular myth who likes to eat human flesh and is said to be descended from a little boy who stayed in the woods and became a monster. However there are different Bigfoots. The Alaskan Bigfoot is called the yeti and hides in the Alaskan mountains. The Latin Bigfoot is called Acupacabra and eats other animals. a myth related to Bigfoot is called Sasquatch.





# Reflection

- Tell which things in the text impressed you most? Why?
  - I was impressed by..., because...



## HOME TASK

Ex. 8 p. 43 (make up a story about one of the monsters).



of the