

The background features several large, stylized swirls in shades of purple, blue, and teal. Interspersed among these swirls are numerous small, light blue triangles pointing in various directions, creating a festive and dynamic atmosphere.

Holidays


**Автор: Матвеева И.Д.
Учитель английского языка МБОУ «СОШ №3» г. Боготола
Красноярский край**

Hello! Glad to see you!




Practice these words.

- Christmas
- Mother's Day
- New Year
- Valentine's Day



Easter





Read the stories about holidays.





Your Score is:



- "5"-5; "4"-4; "3"-3; "2"-2.



Look at the pictures and match them with the stories.



1-b); 2-d); 3-e); 4-a); 5-c).

Make up the dialogue, putting the expressions in right order.


- -I'm happy you like it.
- -Of course, you can.
- -Betty, dear. I hope you will like your Christmas present.
- -Oh, it's a skateboard! I've always dreamed
- of having a skateboard like this.
- -Do you like it?
- -Can I have a look at it right now?
- -Thank you!





Check yourself!




- 
- Betty, dear. I hope you will like your Christmas present.
 - Can I have a look at it right now?
 - Of course, you can.
 - Oh, it's a skateboard! I've always dreamed of having a skateboard like this.
 - Do you like it?
 - Thank you!
 - I'm happy you like it.




Do the Crossword and find the key-word of our lesson. Its given down.

1 A Holiday connected with witches and ghosts.




1

2 It's on the 14th February.




2



3

3 The most important day of the year for the British families.

4 People give each other eggs.



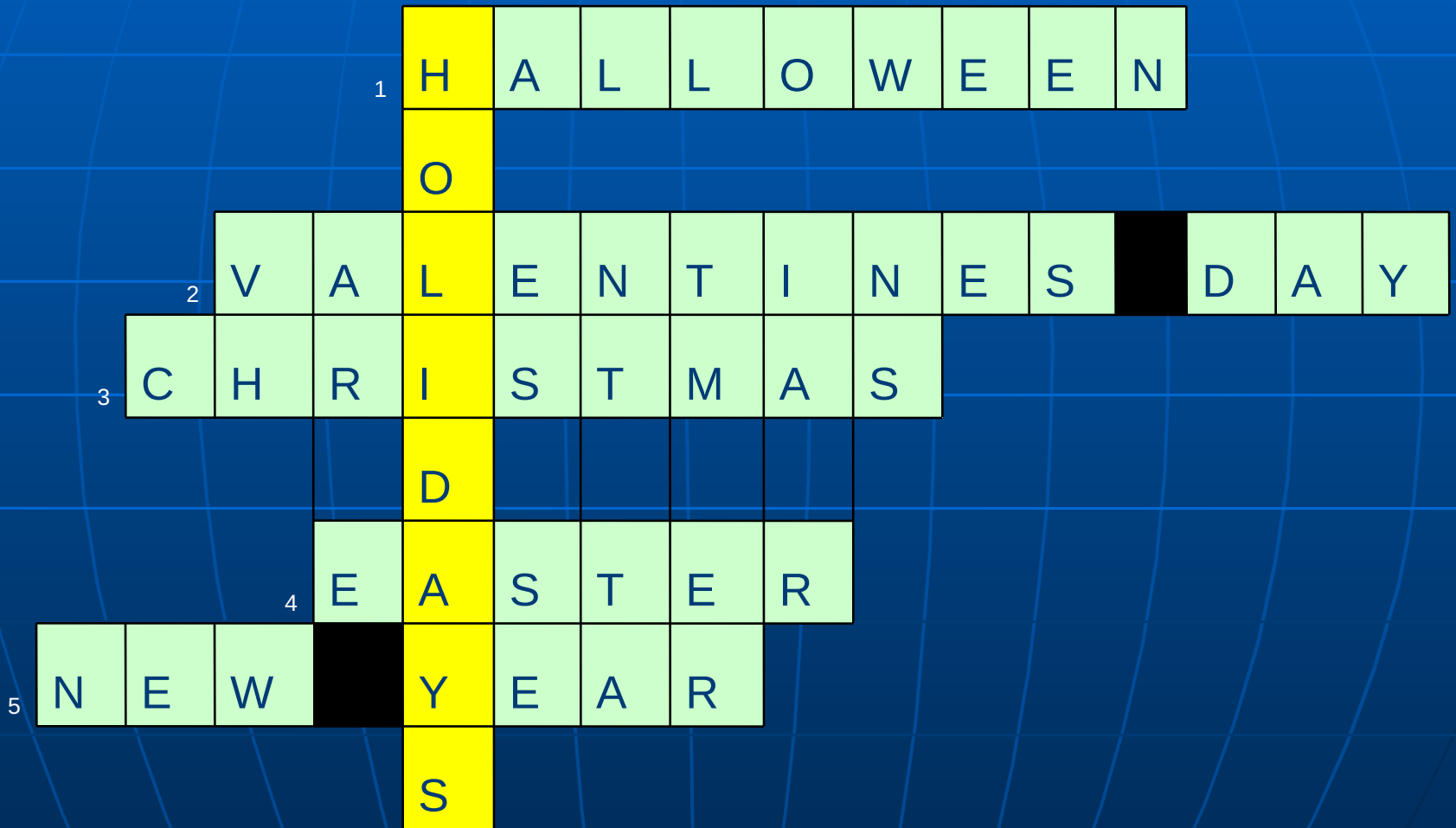
4



5

5 They decorate tree on this holiday.

Check up your work .



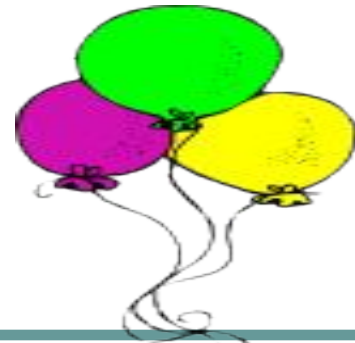
Homework.

- Choose any holiday you like.

Write about it.

Use the plan given in your Workbook.



See p.75,ex.22.



That's all for today. Let's say "Good
bye" to each other.

Sometimes you say "Hello!"
Because the bell has gone,
And every day you say
"Good day, good day, good day"
It's time to say "Good-bye"
Good-bye, my children, bye".
Our lesson is over.
Good-bye, boys and girls.





Thank you for your work.