

deer crossing



bumps



+ railroad crossing



steep hill



+ falling rocks



overhead clearance



signal ahead

+ closed to motorcycles



closed to pedestrians



+ school zone



pedestrian crossing



roadwork ahead



slippery road

+ closed to bicycles



+ closed to trucks



direction to be followed



direction to be followed



direction to be followed



direction to be followed



right bend



double bend



roadway narrows

stop at intersection



no U-turn



one-way traffic



no entry



passing prohibited



yield




two-way traffic



priority intersection

# Map Symbols and Road Features

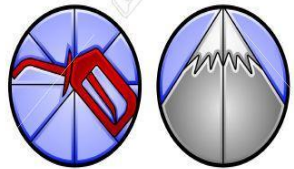
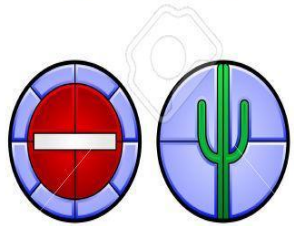


Learn



VR  
S

# Phonetic Practice



Town features vocabulary- learn English vocabulary to speak about towns.mp4



# Speaking Practice



*It is closed to...*

*It means...*

What do these map symbols mean?



right bend



double bend

*It means...*



+ school zone



pedestrian crossing

direction to be followed



direction to be followed



direction to be followed

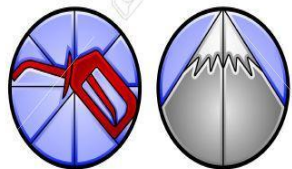


direction to be followed



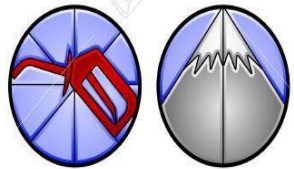
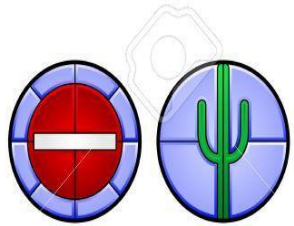
# Vocabulary Practice

## Ex.1, p.92



# Vocabulary Practice

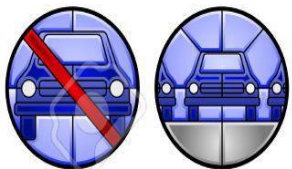
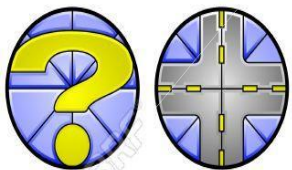
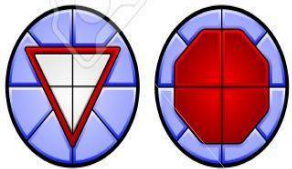
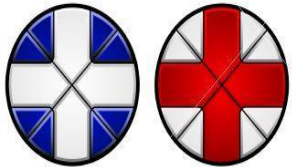
## Ex.2, p.92





# Speaking Practice

## Ex.3, p.92



### Asking

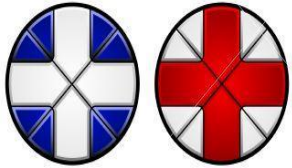
- Excuse me, could you tell me the way to ....?
- Is there a ... near here?
- How do you get to ... from here?
- Do you know how I can get to ...?
- Where is the nearest ...?

### Replying

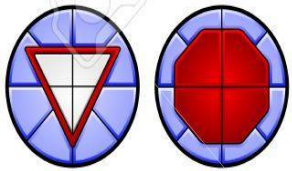
- (Yes,) turn left/right, go straight on/ahead until you get to the traffic lights/the corner, etc.
- Go past the ..., then take the first/second etc. turning/road/street on the left/right, turn left/right into ... Street.
- The ... is on/to the left/right, just opposite/next to/after/before/behind the ... etc.



# Vocabulary Practice



Complete the phrases.



1 Turn .. .. .

5 Keep .. .. .

2 Take the second .. .. .

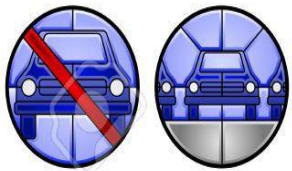
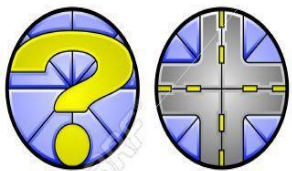
6 Go straight .. .. .

3 Thanks very .. .. .

7 Go along .. .. .

4 On the .. .. .

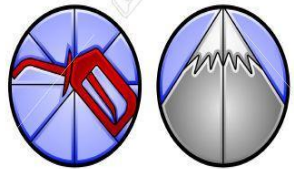

8 Do you know the .. .. .



<http://www.carolinebrownlisteninglessons.com/traffic/exercise1.html>



# Vocabulary Practice



Make sentences from the words.

▶ turn / and / go / right / here / along Go along here and turn right.

1 excuse / I / get / do / bank / the / me / how / to / ? .....

2 here / left / along / and / turn / go .....

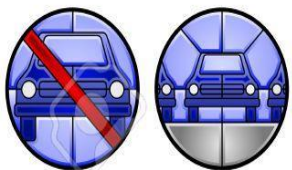
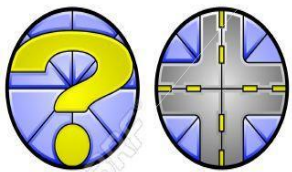
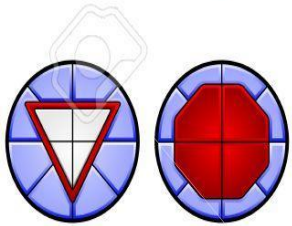
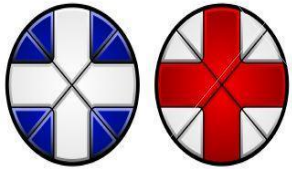
3 bank / me / near / there / is / a / excuse / here / ? .....

4 the / turning / it's / right / on / the / third .....

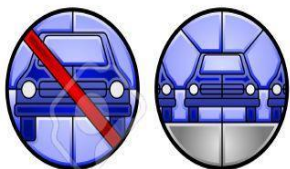
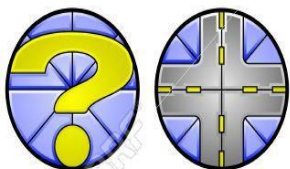
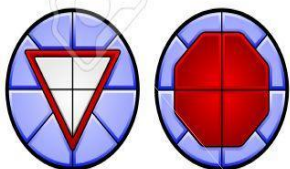
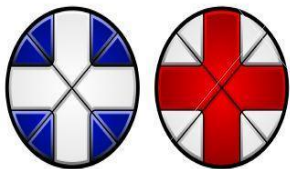
5 way / the / excuse / to / know / me / do / bank / the / you / ? .....

6 left / Road / into / Foster / turn .....

# Have a rest!




# Listening Practice



City Hall	Park	Hospital	Gas Station	Book Store
River				
Police Station	Bakery	Post Office	Garden	Cafe
Pub		Gym	7-11	University
Train Station				

Hey! You are at the station. Great! I will tell you how to get to my house. After you listen, click on the red square where you think my house is. Listen to all the audio before you choose. See you at my house!



<http://www.ello.org/yeartwo/feb7th/directions.htm>

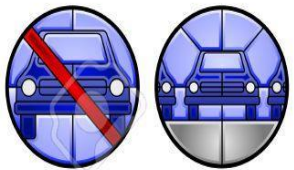
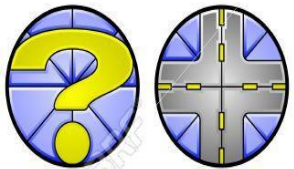
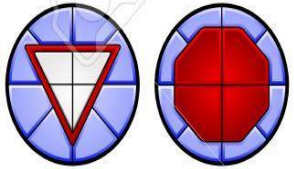
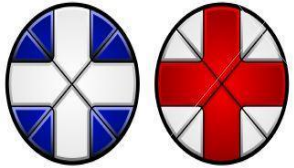


# Listening Practice

## Ex.4, p.93

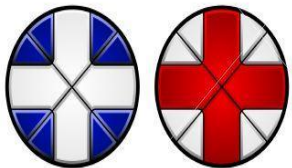


02 - Unit 6b. Ex. 4 & 5b, p. 93.mp3



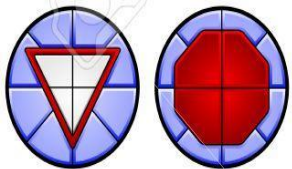


# Listening Practice



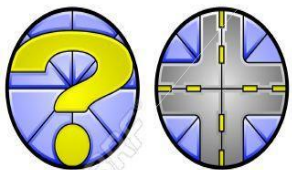
A: Excuse me, 1) .....

B: Erm... perhaps from the bus station, but I'm not sure. You could ask at the tourist information office.



A: 2) .....

B: Yes, just go to the end of the street and turn right at the traffic lights. It's just two streets down on the corner.



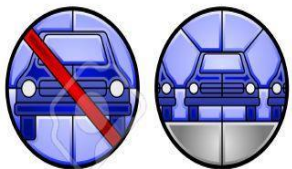
A: Oh, thanks a lot. 3) .....

B: Sure, go ahead.



A: 4) .....

B: Yes, I've heard the Sea View Hotel is very nice.



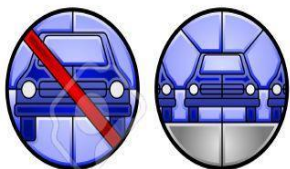
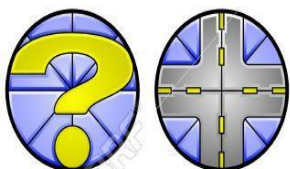
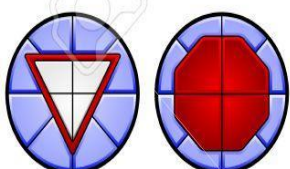
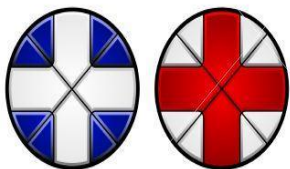
A: 5) .....

B: I think you can book that at the tourist information office, too.

A: Oh, that would be great. Thanks.

B: You're welcome and enjoy your stay in Blackpool.

# Listening Practice



A: Excuse me, 1) .....

B: Erm... perhaps from the [redacted] but I'm not sure. You could ask at the [redacted].

A: 2) .....

B: Yes, just go to the [redacted] and turn right at the [redacted]. It's just two streets down [redacted].

A: Oh, thanks a lot. 3) .....

B: Sure, go ahead.

A: 4) .....

B: Yes, I've heard the Sea View Hotel is very nice.

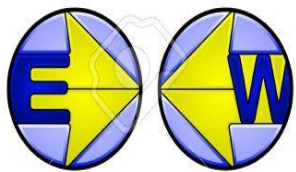
A: 5) .....

B: I think you can book that at the [redacted] too.

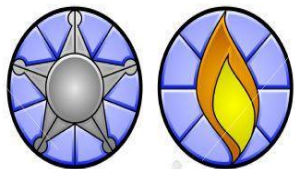
A: Oh, that would be great. Thanks.

B: You're welcome and enjoy [redacted] in Blackpool.





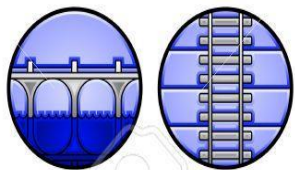
# Self-preparation task



- «3»- Ex.4, p.93 (выучить диалог)

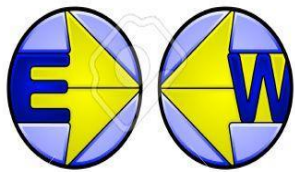


- «4»- Ex.4, p.93 (изменить диалог)

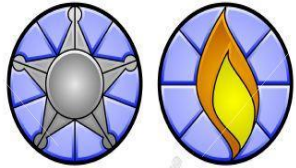


- «5»- Ex.4, p.93 (составить свой диалог)





# Summing up...



- *What did you do at the lesson?*
- *Were the tasks difficult or easy for you?*
- *How did you feel at the lesson?*
- *What is your mark for the lesson?*

