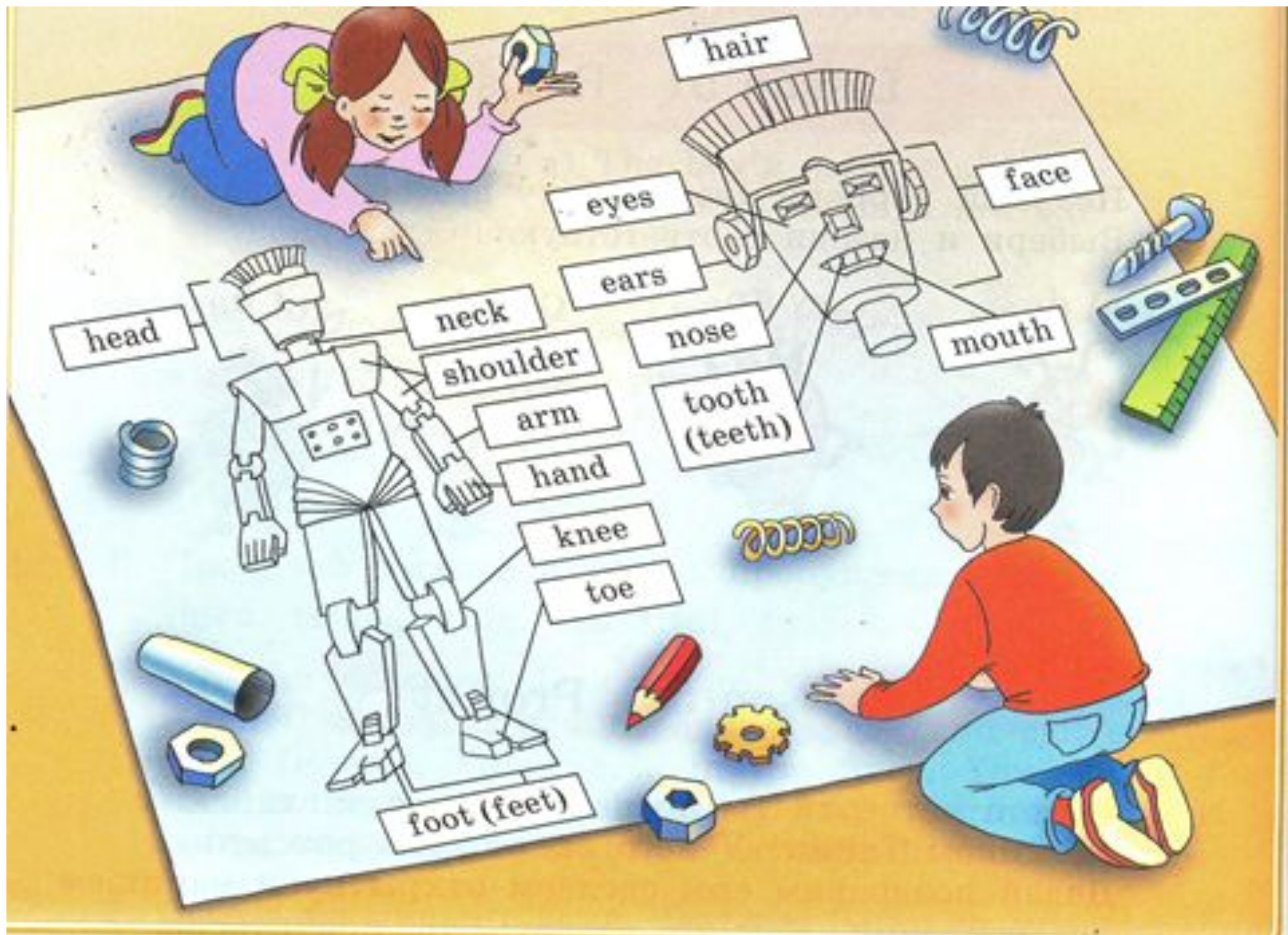


Презентация к уроку  
английского языка в  
3 классе

“ We learn to describe “



## 1. Повтори и переведи

Teeth, eyes, a face, a nose, ears, a neck, a head, arms, hands, feet, hair.

## 2. Напиши эти слова в 2 колонки



Переставь буквы так, чтобы  
получилось слово( части тела)

deah - head

sone \_\_\_\_\_

dahn \_\_\_\_\_

yee \_\_\_\_\_

mar \_\_\_\_\_

era \_\_\_\_\_

gel \_\_\_\_\_

hari \_\_\_\_\_

toof \_\_\_\_\_

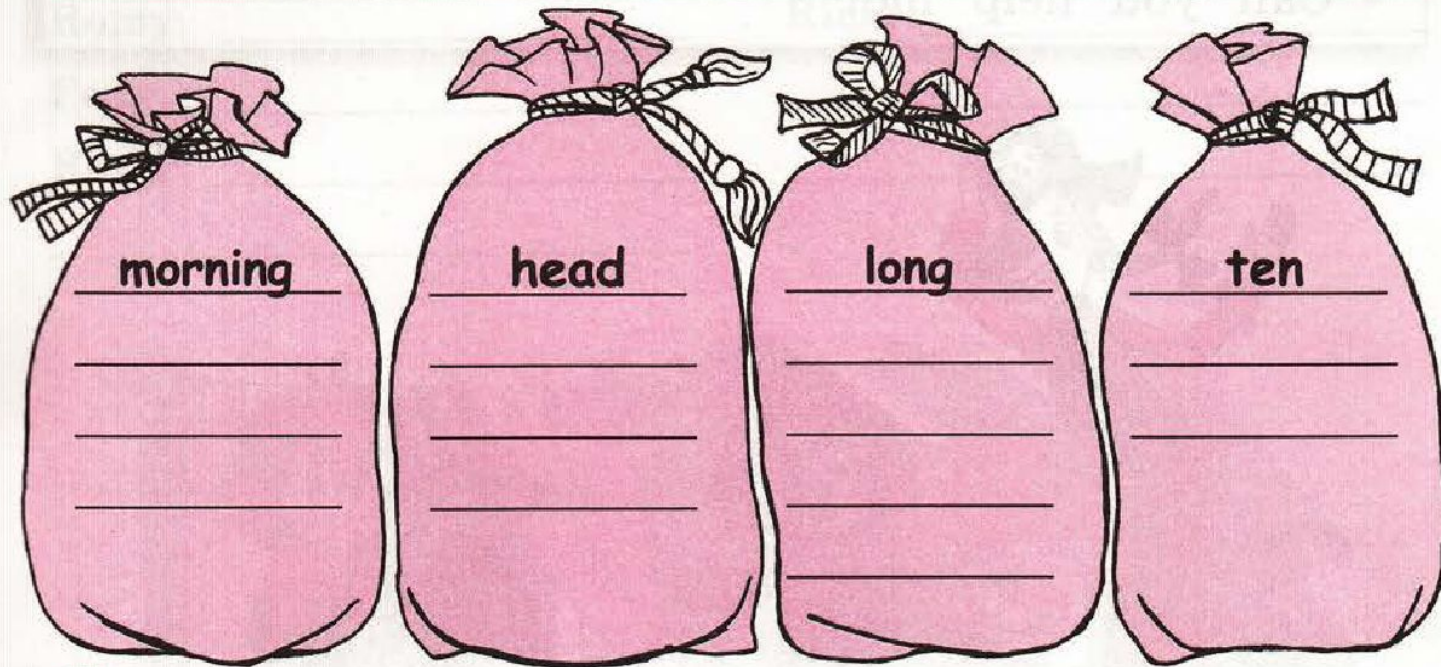
Name the parts of the body and face





# Распредели слова по теме

morning, head, long, ten, nose, eleven, short,  
evening, fair, eye, afternoon, hair, dark,  
twelve, kind, night



# Составь как можно больше пар СЛОВ

Example: big eyes, a long nose

big, long, short, nice,  
white, black, kind, clean,  
red, beautiful, angry

nose, ears, eyes, feet, head,  
hair, mouth, leg, hand, arm,  
teeth, face, fingers, toes

# Назови пары слов, которые рифмуются

night, fair, right, hair, eye, red, meet,  
say, bye, feet, foot, head, play, good



Переставь буквы так, чтобы получилось  
слово  
(характер и настроение)

doog \_\_\_\_\_

dink \_\_\_\_\_

dab \_\_\_\_\_

ganry \_\_\_\_\_

hyppa \_\_\_\_\_

nughtay \_\_\_\_\_

das \_\_\_\_\_

# Какой он - твой любимый герой?

Strong, big, smart, kind, angry,  
slim, small, sad, happy, clever,  
naughty

*Ex: Shakey is smart.*

# Расскажи как выглядят эти герои

happy, sad, kind, angry, funny, naughty



Romy is very sad.


Topsy's mother \_\_\_\_\_.

Ron \_\_\_\_\_.

Rick \_\_\_\_\_.




# Describe the picture





# Describe the picture



# Describe the picture





# Опиши любимого героя из нашей КНИЖКИ



I like \_\_\_\_\_

He (She) is \_\_\_\_\_

He (She) has got \_\_\_\_\_

\_\_\_\_\_ (head, hair, nose, eyes, legs, arms, hands, feet)

He (She) likes to \_\_\_\_\_

He (She) doesn't like to \_\_\_\_\_