



Lesson 4 GRAFT WORK

Aims

To consolidate the language of the module; to develop fine motor skills through craftwork; to produce a project about music.



GREETING



Check up homework

II Listen and number. Play the *Touch* game!



a



b



c



d



e

Show the video



Listen, point and say



hair



eyes



nose



ears



mouth

Physical training



Super
Simple
Learning

Look and find. Write.

13 Look and find. Write.

H	A	I	R	B	E	Y	E	S
C	A	R	T	E	A	N	S	I
H	A	T	R	B	R	T	O	R
U	P	Q	P	E	S	E	N	D
M	O	U	T	H	N	O	S	E



1



2



3

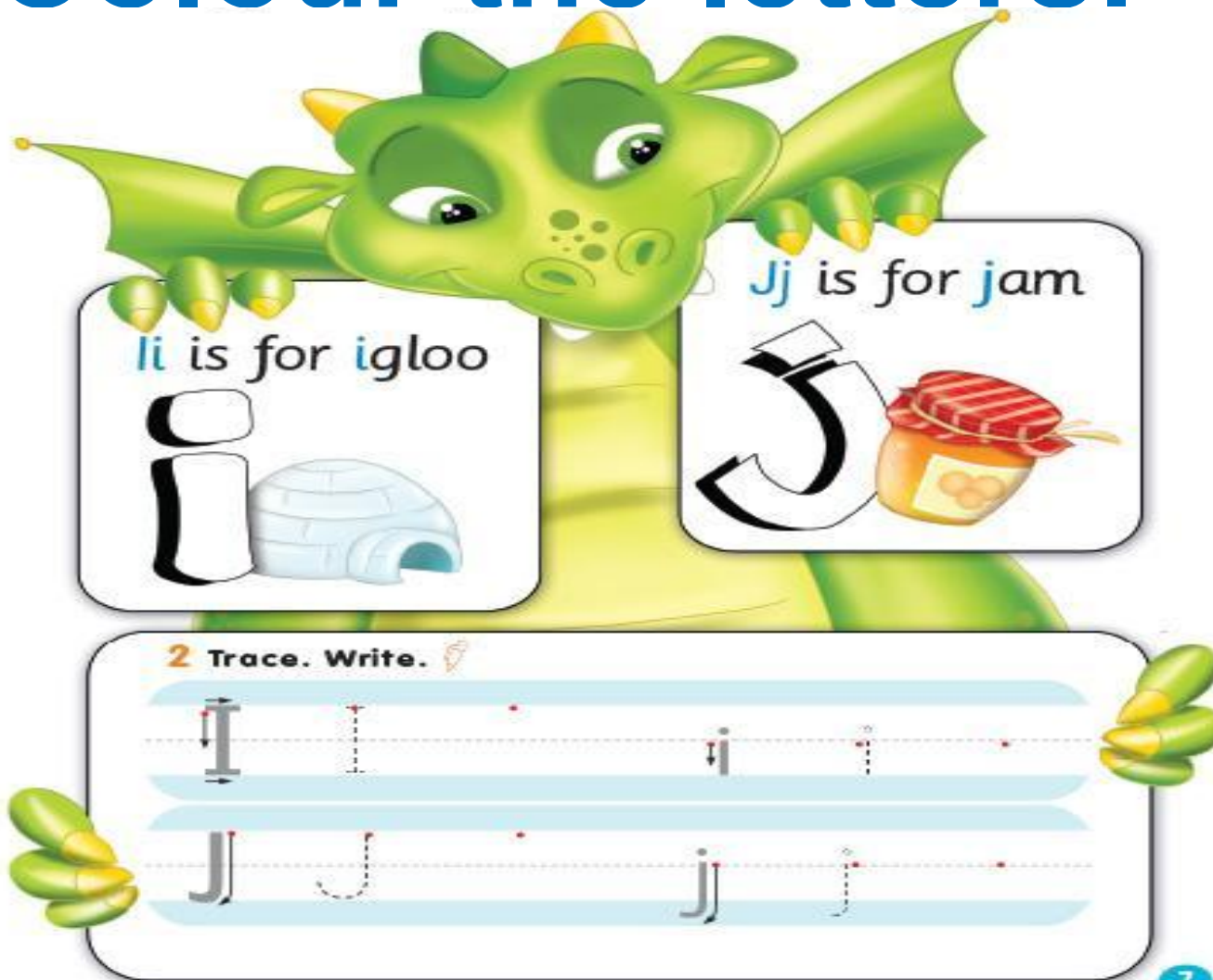


4




5


Listen, point and repeat. Colour the letters.



li is for igloo



Jj is for jam




2 Trace. Write.

Tracing practice lines for lowercase letters 'i' and 'j'. The first row shows 'i' with a downward arrow and a dashed line for tracing. The second row shows 'j' with a downward arrow and a dashed line for tracing. Each letter is followed by a dotted line for tracing and a solid line for independent writing.

Graftwork

Mat Man



Graftwork

