

**Презентация
на тему
«ЕГЭ задание 4.Обучение
сравнению картин с
изображением животных»**

Выполнила учитель
английского языка
МБОУ «Гимназия №1»
г. Чебоксары
Симакова В.А.

Задание 4 - сравнить две фотографии на основе предложенного плана. Время на подготовку – 1,5 мин.

- give a brief description of the photos (action, location)
- say what the pictures have in common
- say in what way the pictures are different
- say which of the animals presented in the pictures you'd prefer
- explain why

I'd like to compare and contrast these two pictures.

In the first picture we can see An ANIMAL, doing smth. and in the second picture we can see AN ANIMAL, doing smth.

These pictures have a lot in common...

- Firstly...
 - Secondly...
1. **Animals** Both pictures show (wild/ domestic) animals ; lions/ pride of lions/
 2. **Place** Animals in both pictures are in the field/ at the zoo / in the grasslands **OR** in their natural habitats / in the wild/
OR are kept in captivity
 3. **Age** In both pictures we can see young / mature animals
 4. **Action** Animals in both pictures are eating, sleeping or roaming freely

These pictures are also different in many ways ...

In the first picture we can see lions while in the second ...

Baby Animals and their Parents

Adult:

Bear



Cat



Chicken



Cow



Deer



Dog



Duck



Goose



Horse



Kangaroo



Pig



Platypus



Sheep



Swan



Young:

Cub



Kitten



Chick



Calf



Fawn



Puppy



Duckling



Gosling



Foal



Joey



Piglet



Platypup



Lamb



Cygnets





A pride



A flock



A swarm



A pack



A pod



A herd




A colony/ a school



A litter

- Animal groups

Collective nouns can refer to groups of animals of the same kind, e.g. *a colony of penguins*.



- 1** **Fill in:** swarm, pack, litter, pod, herd, army, pride, flock, school, colony. **What are these phrases in your language? Which are mentioned in the text on p. 38.**

- | | |
|-----------------------------------|-------------------------------|
| 1 a(n) <i>army</i> of ants | 6 a of wolves |
| 2 a of bees | 7 a of kittens |
| 3 a of butterflies | 8 a of elephants |
| 4 a of sheep | 9 a of fish |
| 5 a of dolphins | 10 a of lions |

- Animal groups

Collective nouns can refer to groups of animals of the same kind, e.g. *a colony of penguins*



1 **Fill in:** swarm, pack, litter, pod, herd, army, pride, flock, school, colony. **What are these phrases in your language? Which are mentioned in the text on p. 38.**

- 1 a(n) *army* of ants
- 2 a *swarm* of bees
- 3 a *colony* of butterflies
- 4 a *flock* of sheep
- 5 a *pod* of dolphins

- 6 a *pack* of wolves
- 7 a *litter* of kittens
- 8 a *herd* of elephants
- 9 a *school* of fish
- 10 a *pride* of lions

- Animal sounds

2



Listen and number the sounds in the order you hear them. Then complete the joke.

- | | | |
|---|--------------------------|-----------------|
| a | <input type="checkbox"/> | bears growl |
| b | <input type="checkbox"/> | bees hum |
| c | <input type="checkbox"/> | birds twitter |
| d | <input type="checkbox"/> | cats purr |
| e | <input type="checkbox"/> | dogs bark |
| f | <input type="checkbox"/> | wolves howl |
| g | <input type="checkbox"/> | lions roar |
| h | <input type="checkbox"/> | peacocks scream |
| i | <input type="checkbox"/> | snakes hiss |



Natural habitats



desert



jungle



steppe



ocean



greenland/meadow



pole



wetlands



savannah



forest


MAN-MADE HABITATS



Zoo



FARM



NATURAL PARK



Aquarium

ANIMAL HOMES



chicken -coop




cow - cowshed



bee - hive



horse - stable



dog - kennel



sheep - pen



pig - pigsty

ANIMAL HOMES



squirrel - hollow



fox - hole



bat - cave



ant - anthill



bear - den



bird - nest



ACTIONS

to graze to gallop




to peck at seeds



to

hop



to bait

to crawl



to crouch



to float in the sky





to skip



to fluff up



to swing on vines




to roll in the mud



to educate



to bite



to feed



to chase





Study the pictures.

In 1,5 minutes be ready to compare and contrast them:

- 1) give a brief description (action, location);
- 2) say what the pictures have in common;
- 3) say in which way the pictures are different;
- 4) say **which of the animals presented in the pictures you'd prefer to observe;**
- 5) explain why.

You will speak for not more than 2 minutes. You have to talk continuously.

These pictures have a lot in common...

Firstly...

Secondly...

Animals Both pictures show (wild/ domestic) animals ; lions/ pride of lions/

Place Animals in both pictures are in the field/ at the zoo / in the grasslands

OR in their natural habitats / in the wild/

OR are kept in captivity

Age In both pictures we can see young / mature animals

Action Animals in both pictures are eating, sleeping or roaming freely

These pictures are also different in many ways ...

In the first picture we can see lions while in the second ...



I'd like to compare these two pictures depicting wild animals. In the first picture we can see a school of dolphins swimming in the sea.

And in the second picture we can see a herd of zebras grazing in the grasslands.

These pictures have a lot in common. **Firstly**, both pictures show animals in their natural habitats. And **secondly**, in both pictures we see mature animals.

These pictures are also different in many ways. The most obvious difference is that the picture on the left shows sea animals, whereas in the picture on the right we can see exotic African animals. As we can see the animals are doing different things. The dolphins are swimming, while the zebras are roaming freely.

Personally, I would probably prefer to observe zebras because they are very gracious, besides, they have an unusual striped coloration. I think they are fantastic!

That's all I wanted to say.

Adjectives to describe animals

- Loyal calm
- Funny helpful
- Clever herbivorous [hɜ:'bɪvərəs]
- Gracious ferocious [fə'reɪʃəs]
- Fluffy agile ['ædʒaɪl]
- Dangerous poisonous ['pɔɪznəs]
- Exotic tiny

Study the pictures.

In 1,5 minutes be ready to compare and contrast them:

- 1) give a brief description (action, location);
- 2) say what the pictures have in common;
- 3) say in which way the pictures are different;
- 4) say **which of the settings presented in the pictures you'd prefer;**
- 5) explain why.



Study the pictures.

In 1,5 minutes be ready to compare and contrast them:

- 1) give a brief description (action, location);
- 2) say what the pictures have in common;
- 3) say in which way the pictures are different;
- 4) say **which of the animals presented in the pictures you'd prefer to have as a pet;**
- 5) explain why.



Study the pictures.

In 1,5 minutes be ready to compare and contrast them:

- 1) give a brief description (action, location);
- 2) say what the pictures have in common;
- 3) say in which way the pictures are different;
- 4) say **which of the animals presented in the pictures you'd prefer;**
- 5) explain why.

