

Going to Britain.

- Aims of the lesson: a) to introduce the new lesson, to enrich students' knowledge giving them more information about Great Britain. b) to teach them to love their mother tongue and respect foreign languages, to bring up patriotic feeling to their Motherland. c) to develop the students skills in oral speech, logical thinking, attention, memory, interest in the country of learning language.
- The type of the lesson: a travelling lesson
- The method: group work, questions- answers
- The aids: the basic textbook, pictures, the slides, the interactive board

CHECKING UP

- Exercise 17

HOMework

Brainstorming exercise 1

Australia

Austria

Canada

Egypt

Greece

Holland

Japan

Turkey

Wales

Turkish

Greek

Japanese

German

Welsh, England

English

Arabic

Dutch

English

PAIR Exercise 2
WORK

Great Britain



Tower Bridge (constructed in 1894)



Tower
Bridge



BIG BEN



THE HOUSE OF PARLIAMENT



Trafalgar Square



St. Paul's Cathedral



Couch

double-decker





Station «Sightseeing of London»

St. Paul's Cathedral



National gallery



St. James's park

Money



VIDE

O

- **New words from the text**
- **Coach- - алыс жолға жүретін автобус**
- **View- - көрініс**
- **Expensive- қымбат**
- **Cheap- арзан**
- **Youth hotels –жастарға арналған қонақүйлер**
- **Use- - қолдану**
- **pubs-- пивной**
- **double-decker-2 қабатты автобус**
- **Cognac-коньяк**
- **Perfume-әтір**
- **Dairy products- сүт тағамдары**

Pronunciation practice

Couch	Shop
Each	British
Teach	Should
Chip	Show
change	Sure

- ПИВНОЙ

Listen to the text “Going to Britain”





● Writing

- I degree. exercise 3,4
- II degree. exercise 5,6
- III degree. Exercise 7

Match the pictures with
word

Lond
on






Concluding stage.

a/ Giving the home task

b/ Evaluation of students answers.

T: the lesson is over. Good-bye.





Homework



To write composition
“My motherland -
Kazakhstan”.





T: the lesson is over.

Good bye!

