





ROAD SAFETY

FOR CHILDREN

Интегрированный урок английского языка
и ОБЖ для 5 класса по ПДД

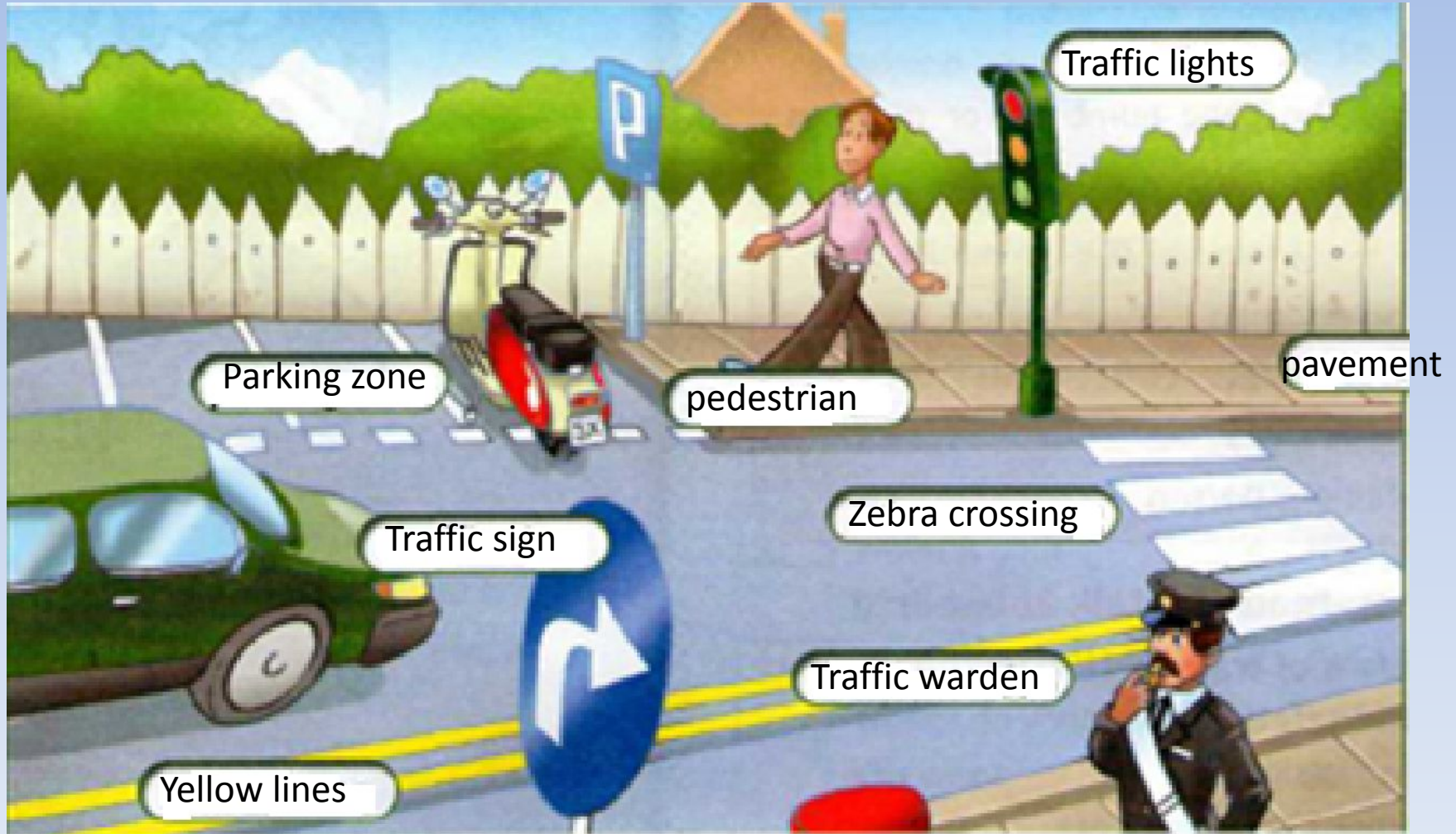


Safety
First



Набиева Людмила Викторовна,
учитель английского языка
МБОУ СОШ № 56

ROAD SAFETY



An illustration of an open green envelope with a white card inside. The envelope is shown from a slightly elevated perspective, with the top flap open. The card is centered within the envelope and contains text. The background is a light blue gradient.

Dear friend,

I was glad to hear from you. I have learned a lot about your country, its customs, traditions and sights.

I am happy to tell you that my class and I are going to spend two weeks in Moscow during winter holidays. But we are very nervous because we know nothing about traffic rules in Russia. Could you tell us about them?.....

Driving

Speed limits for cars

Traffic lights

Pedestrian crossings

Seat belts

Crash helmets

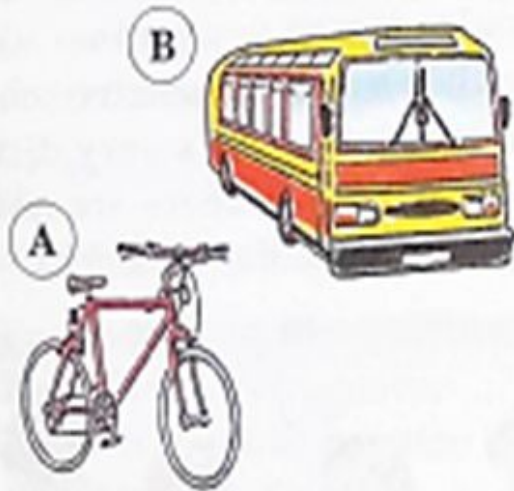


D	U	A	B	U	S	E	R
T	A	X	I	Y	B	L	E
R	B	I	K	E	C	D	A
C	D	O	T	R	A	I	N
M	O	T	O	C	Y	C	L
U	O	T	R	A	M	N	E
E	N	L	O	R	R	Y	I
A	M	B	U	L	A	N	C
T	R	O	L	L	E	Y	B



kinds of transport

Transport sounds



- P** Listen and repeat.
- Listen and check



Answer the questions

- Do you go to school every day?
- How long does it take you to get to school?
- Is your school far from your house?
- How do you get to school?
- When do you usually leave home for school?
- Do you go to school by yourself or with any of your classmates?



We should cross roads at the zebra crossing.



We should cross the street when the
light is green



We must look to the left, then right, then left again, if the road is clear, then cross the road.



1 Draw a line to match the words.

The image shows a word matching exercise with the following words and their connections:

- lights** (red) is connected to **lines** (orange).
- lane** (green) is connected to **crossing** (red).
- parking** (black) is connected to **belt** (black).
- seat** (black) is connected to **crossing** (red).
- yellow** (green) is connected to **speed** (orange).
- limit** (black) is connected to **speed** (orange).
- traffic** (black) is connected to **warden** (green).
- zebra** (teal) is connected to **zone** (red).
- crash** (red) is connected to **helmet** (green).
- zone** (red) is connected to **zone** (red).
- helmet** (green) is connected to **helmet** (green).
- bicycle** (black) is connected to **bicycle** (black).

match the words and their definitions

Seat belt

a place marked with black and white lines where people who are walking can cross a road safely.

Underground

a set of red, yellow, and green lights that control traffic

Traffic lights

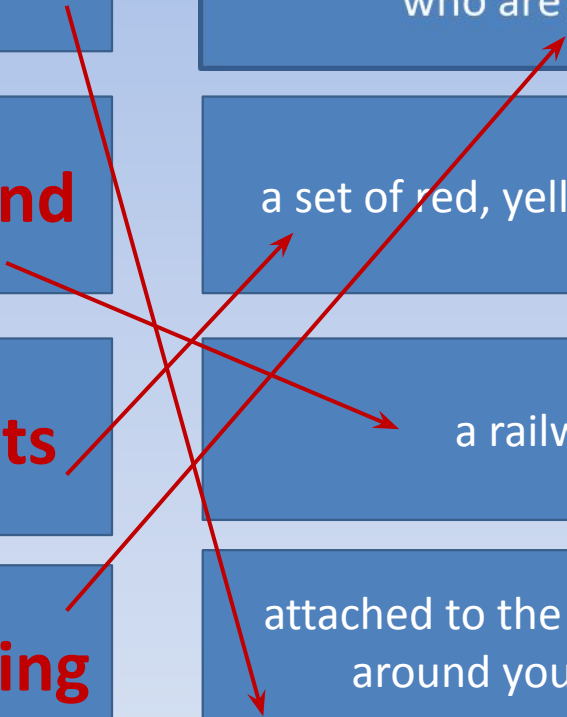
a railway system under the ground

Zebra crossing

attached to the seat of a car or plane which you fasten around yourself for protection in an accident.

Parking place

a place in a street, car park etc where a vehicle can be left



- look
- talk
- walk
- lean
- wave
- wear
- push

Road Safety Instructions

- When in the car, don't *e.g. lean* out of the window.
- When on the street, 19) **lean** both ways before crossing.
- When on the bus, don't 20) **talk** to the driver.
- When you enter the bus, don't 21) **push** others.
- When on the bus, don't 22) **look** out of the window.
- When going to school, 23) **walk** on the pavement.
- When you ride your bike, 24) **wear** a bicycle helmet.

signals of traffic warden



signs and their descriptions



No walking

You musn't walk here,
because it's dangerous



Crossing

You can cross the street
here



Children



bicycle lane



No cycling

You musn't ride a bike
here



Directions

You should turn left or right



**Good Luck on the
road**

