



**POLLUTION AND
THE
ENVIRONMENT**

**презентация
обучающихся 9А**

Steps of developing

- *To improve reading and speaking skills.*
- *To train vocabulary on the topic “Ecology”.*
- *To present creative projects*

Vocabulary work

Test, radiation, resource, ozone,
ultraviolet,
environment, pollute, cause, destruction,
shortage, population, dump, waste,
poison, nuclear, weapon, survive, safe,
problem, international, electricity, society,
disaster, crisis, litter, destroy, create,
science, damage, habitat, ruin, cut,
ecology.

“Man the
destroyer,
man the creator.”

What does “ecology” mean?

- Ecology is a science which studies the relationship between all forms of life on our planet with its environment.



*If we don't worry about the Earth,
some ecological problems
will appear:*

- **Wildlife is destructed**
- **Litter is put into water**
- **Health is spoiled**
- **Air and water are polluted**
- **Forests are cut down**
- **Animals are damaged**

Common causes of damage

Smoke from
factories

Car exhaust fumes

Dumping

Aerosol cans

Cutting down
tropical rainforests

The most serious environmental problems

are:

Pollution in its many forms

Shortage of natural resources

Noise from cars, buses, etc.

Water pollution

Air pollution

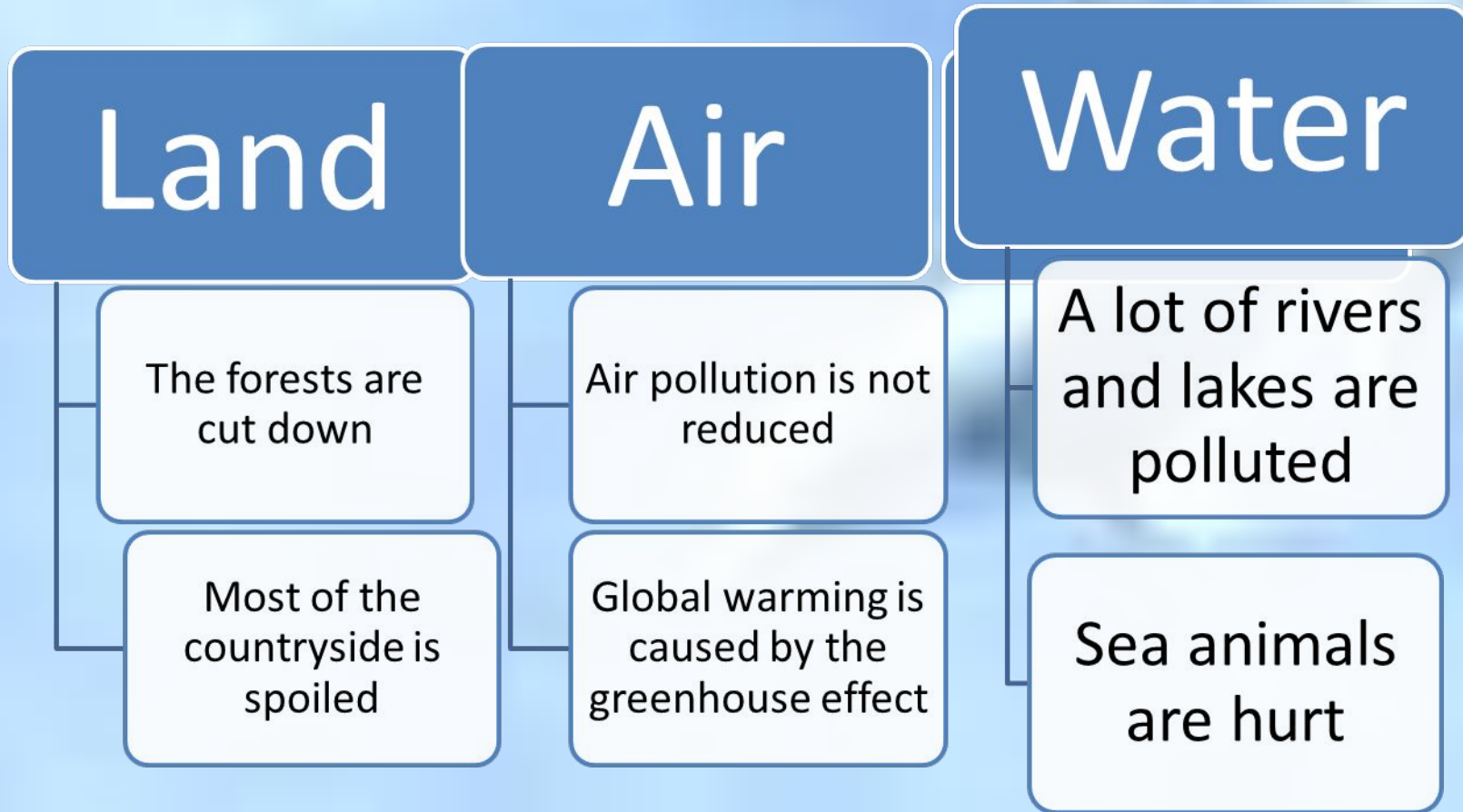
Nuclear pollution

The growth of population

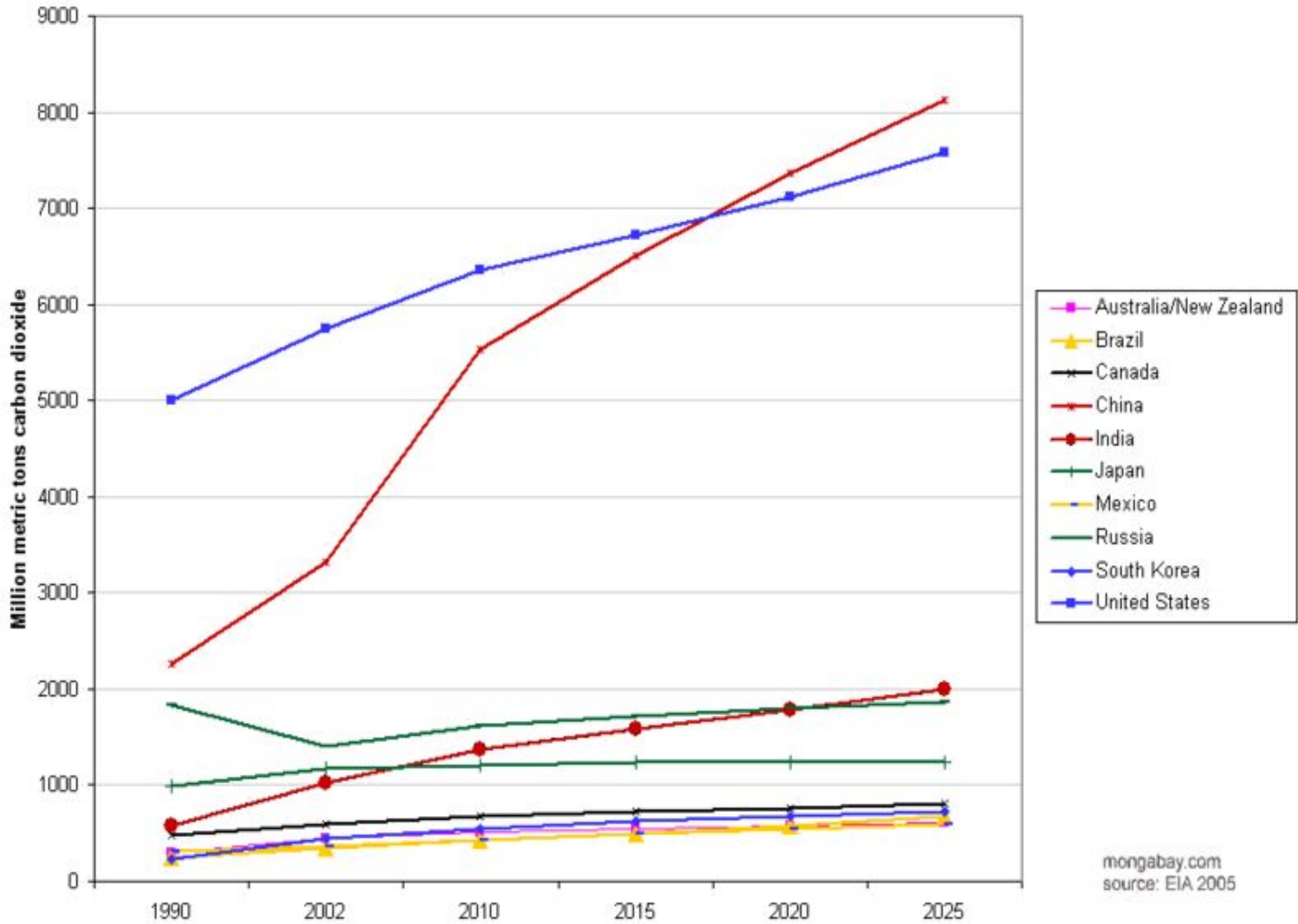
Destruction of wildlife and countryside beauty

Land, air, water are important for flowers, trees, animals, birds, fish and people.

But what's happening now?



World Carbon Dioxide Emissions by Country, 1990-2025

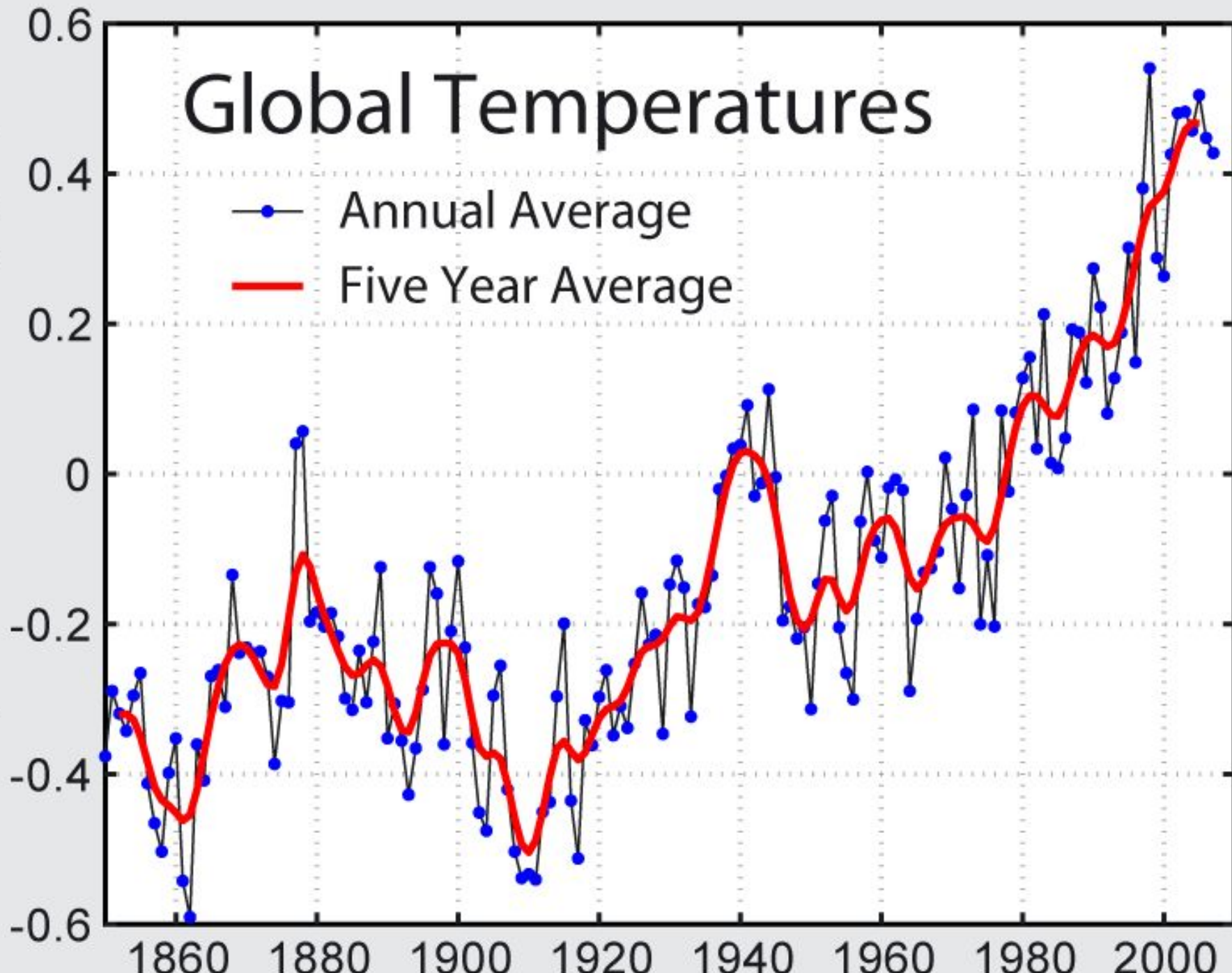


mongabay.com
source: EIA 2005

Global Temperatures

Temperature Anomaly ($^{\circ}\text{C}$)

- Annual Average
- Five Year Average



WHAT ARE THE RESULTS OF OUR INFLUENCE ON THE ENVIRONMENT?

- We leave litter in the forests. – We hurt animals.**
- We break trees. – We disturb birds.**
- We don't recycle paper. – We cut down trees to make new paper.**
- We throw litter in the rivers and seas. – We cause water pollution.**
- We leave glass bottles in the forest. – We hurt animals and people.**
- We pollute the air. – We change the climate.**
- We leave a fire. – We destroy the forest.**
- We throw away plastic bottles. – We damage nature.**

British and American children learn a lot about the environment at school.

All of them remember the three R's:

What can or must we

REDUCE

REUSE

RECYCLE



We can reduce using electricity.

We can reduce using water.

We must recycle cardboard.

We must reuse glass bottles.

We can recycle newspapers.

We must recycle paper.

We can recycle plastic containers.



You can often come across these international signs:

- Put your litter in the bin!**
- Recycle!**
- Respect the life and work of the countryside!**
- Protect nature!**
- Keep your country tidy!**
- Keep off the grass!**

A scenic view of a dirt path leading through a forest of evergreen trees towards a lake and mountains in the background. The path is in the foreground, leading towards a body of water in the middle ground. The background features rolling hills and mountains under a bright sky. The text 'GREENPEACE PROJECTS' is overlaid in a large, bold, green serif font.

GREENPEACE PROJECTS

Topics For Discussion

- Explain why so much attention is paid to ecological problems nowadays and why people are getting alarmed and demand urgent actions to protect nature.
- We often hear the words “harmful effects of civilization on nature”. What do they mean? Illustrate the results of harmful and helpful influences of human contacts with nature.
- How do scientists, journalists, teachers, public and political leaders draw peoples’ attention to the problems of environmental protection?
- Explain how and why our attitude towards nature is changing together with the knowledge we are getting.
- Speak about the practical steps which are being undertaken environment.
- Man’s survival depends upon the way he treats for protecting our his environment. Say in what way this is true.
- It is our responsibility to preserve this planet for future generations. Say what must be done to achieve this.