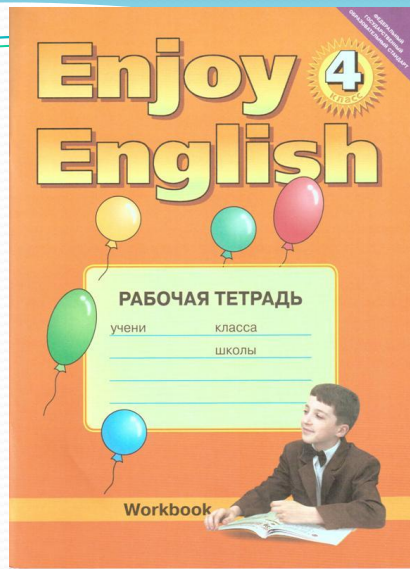
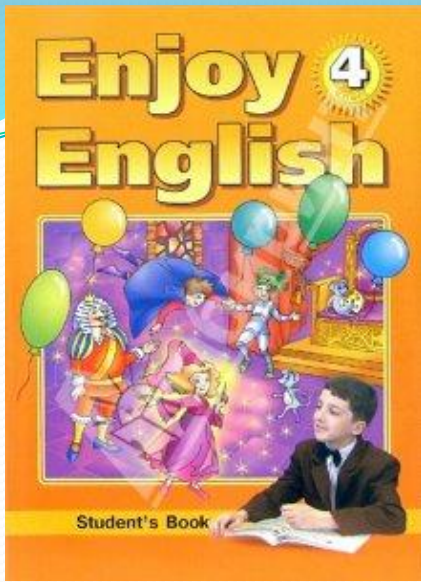
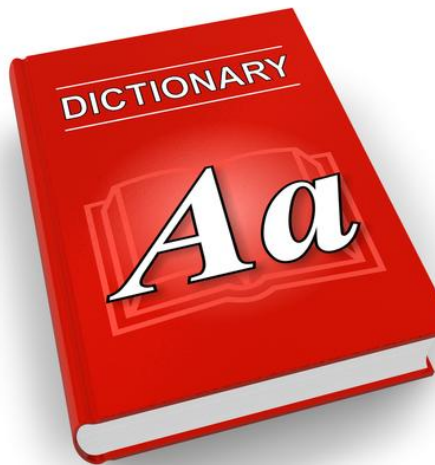


The things you  
can use in the  
lesson





# Read and match

- a) pen
  - b) pencil
  - c) paints
  - d) dictionary
  - e) rubber
  - f) textbook
  - e) pencil box
  -
- 1) You can paint colourful pictures using them.
  - 2) You can read new texts and do many exercises using it.
  - 3) You can put your pens, pencils and rubbers in it.
  - 4) You can write your homework using it.
  - 5) You can draw pictures using it.
  - 6) You can rub word and lines using it.
  - 7) You can translate new words using it.
-

# Прочитай слова в транскрипции и запиши их буквами

● [kəm'pjʊ:tə]

● [peɪnts]

● ['ru:lə]

● ['rʌbə]

● ['dɪkʃənri]

● ['ʃɑ:pənə]

● computer

● paints

● ruler

● rubber

● dictionary

● sharpener


Listen and read

● P. 104, Ex. 19




# Напиши, что необходимо иметь ученику на уроках английского (English), математики (Maths), рисования (Art)

- In Maths I need .....
- In English I need .....
- In Art I need .....



Arrange the sentences in the correct order. Read and act out the dialogues. P.104, Ex.21





Read the story “The best time  
for apples”. P.105,ex. 23

# Homework

- b: p.105, ex. 25 – complete the sentences, translate, answer them.  
p.103-УЧИТЬ СЛОВА