

“My Language Bag”

A. Matyash


A. Feduyshina

E. Repina

Form 6 B

The project “My Language Bag”

- educational project
- this is a long term project
- it is divided by topics
- in each section the same tasks





“My Language Bag” allows

- ❖ to record what we can do in languages,
- ❖ to understand what you need to learn,
- ❖ to record what you have learnt well and what you need to study more,
- ❖ to organize your work so that you can use what you have already learnt,
- ❖ to tell your class teacher what you are able to do in English,
- ❖ if you change your school, to show your new teachers what you can already do in English

“My Language Bag” allows

my parents to see how I am progressing in learning languages.



It can help me to think about:

- ❖ Where I can learn language
- ❖ How I like to learn
- ❖ What I have learnt
- ❖ What I need to learn



The purpose of our project-report

“My Language Bag”

Our achievements



- I can tell about Russian and English schools.



- It`s difficult for me to tell about Russian and English schools.

My mark is ...

Studying English at school

What's your favourite subject?

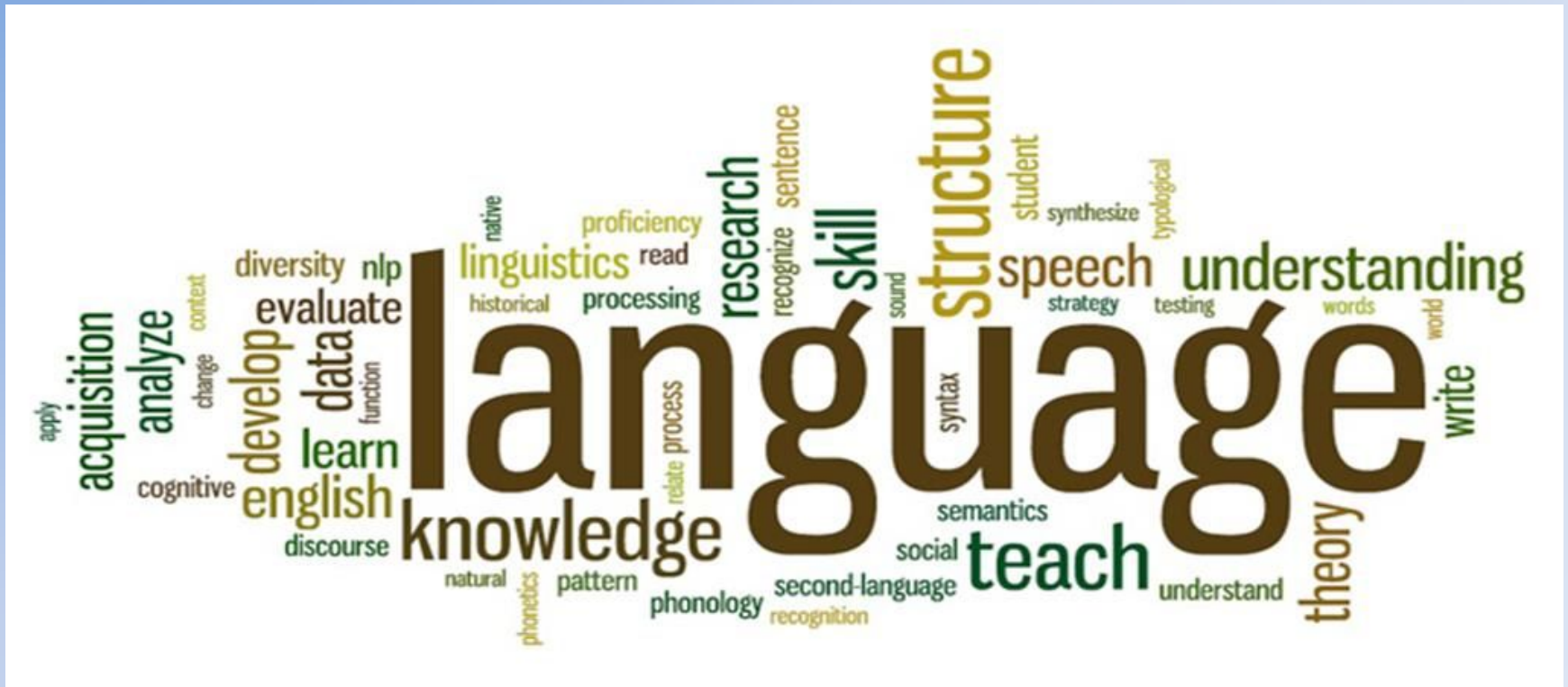
My favourite subject
is...

My favourite subjects
are...



“My Language Bag”

is an opportunity for me to practice my spoken language



“My Language Bag”



“My Language Bag”

**PRACTICE
MAKES
PERFECT!**

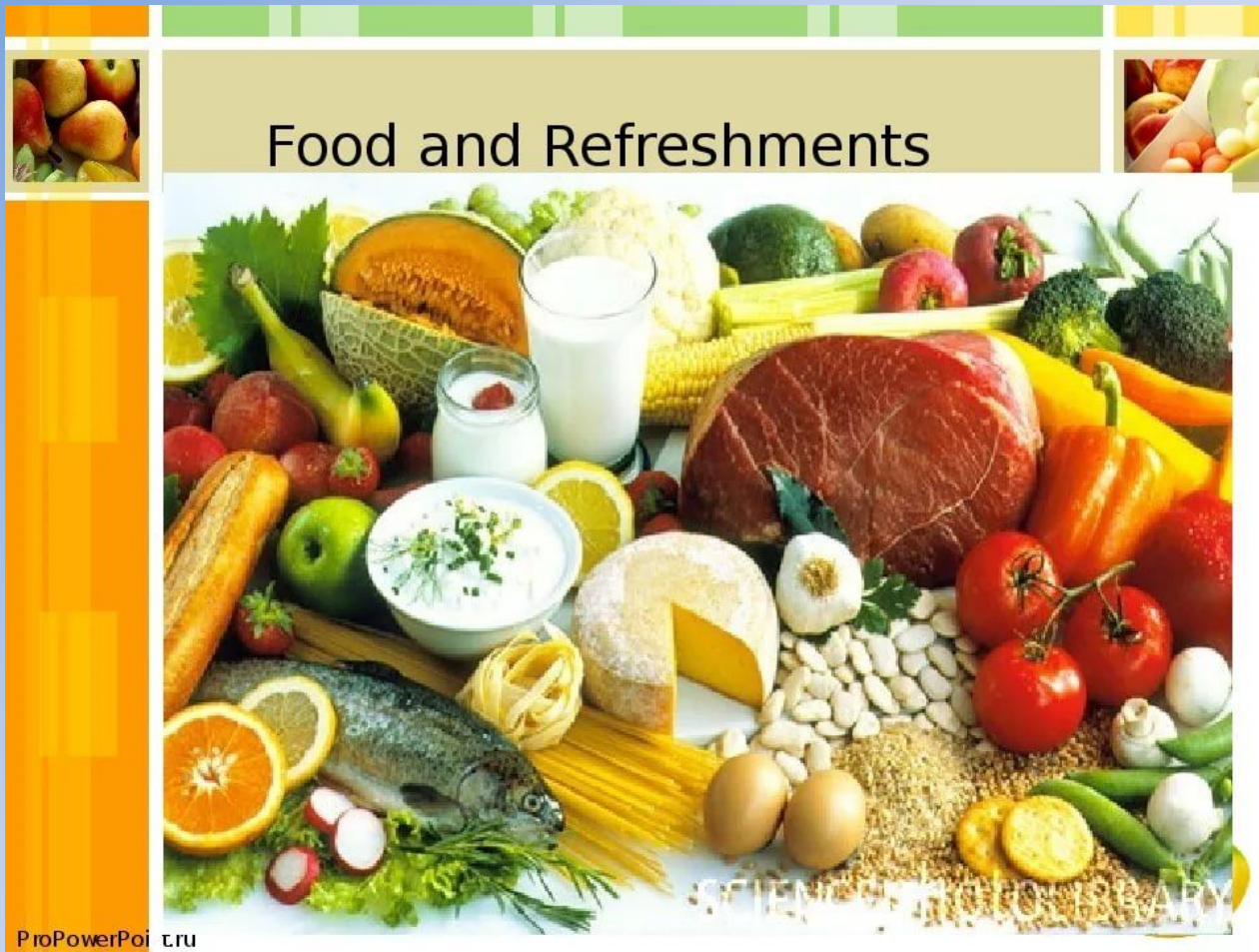
*John
1/10*

Topics and Activities:

Daily Routines

get <i>up dressed home</i>	brush <i>my teeth my hair</i>	do <i>the shopping homework the dishes the housework</i>	have <i>breakfast lunch dinner</i>	go <i>to bed home shopping to school on foot for a walk</i>
tidy <i>my bedroom</i>	leave <i>the house at...</i>	arrive <i>at school at...</i>		
make <i>my bed breakfast lunch dinner</i>	play <i>on computer with... computer games</i>	take <i>a shower a bath the bus / taxi to...</i>	come back <i>home</i>	
surf <i>the internet</i>	visit <i>my friend my grandparents</i>	watch <i>TV my favorite program</i>		

“My Language Bag”



Modul 9 “Food & Refreshments”

So we are going to read and talk about :

- ❖ food and drink
- ❖ tastes and dishes
- ❖ British food
- ❖ Russian food
- ❖ places to eat
- ❖ ways to cook
- ❖ shopping list
- ❖ recipes

What do we **eat** and what do we **drink**?

We eat

potato

chicken

bread

cheese

butter

We drink

water

milk

juice

coffee

tea

“My Language Bag”

At the end of Module we can find a heading
“NOW I CAN”

So, at the end of this module I can talk and write

- about food and drinks
- tastes and dishes
- British food
- Russian food
- places to eat
- ways to cook
- shopping list
- recipes



“My Language Bag”

Seasons, holidays and festivals



Writing (a shopping list)

- 9** *Portfolio:* Think of your favourite dish. What do you need to make it? Make a shopping list.

Writing (a recipe)

- 5** *Portfolio:* Write a recipe for a dish in your country. List the instructions in the correct order.

Project (an article)

- 5** *Portfolio:* Choose some popular eating places in your country and write a short article about them. Present it to the class. Write about:

- name
- food one can eat there
- prices (expensive/cheap)

“My Language Bag”

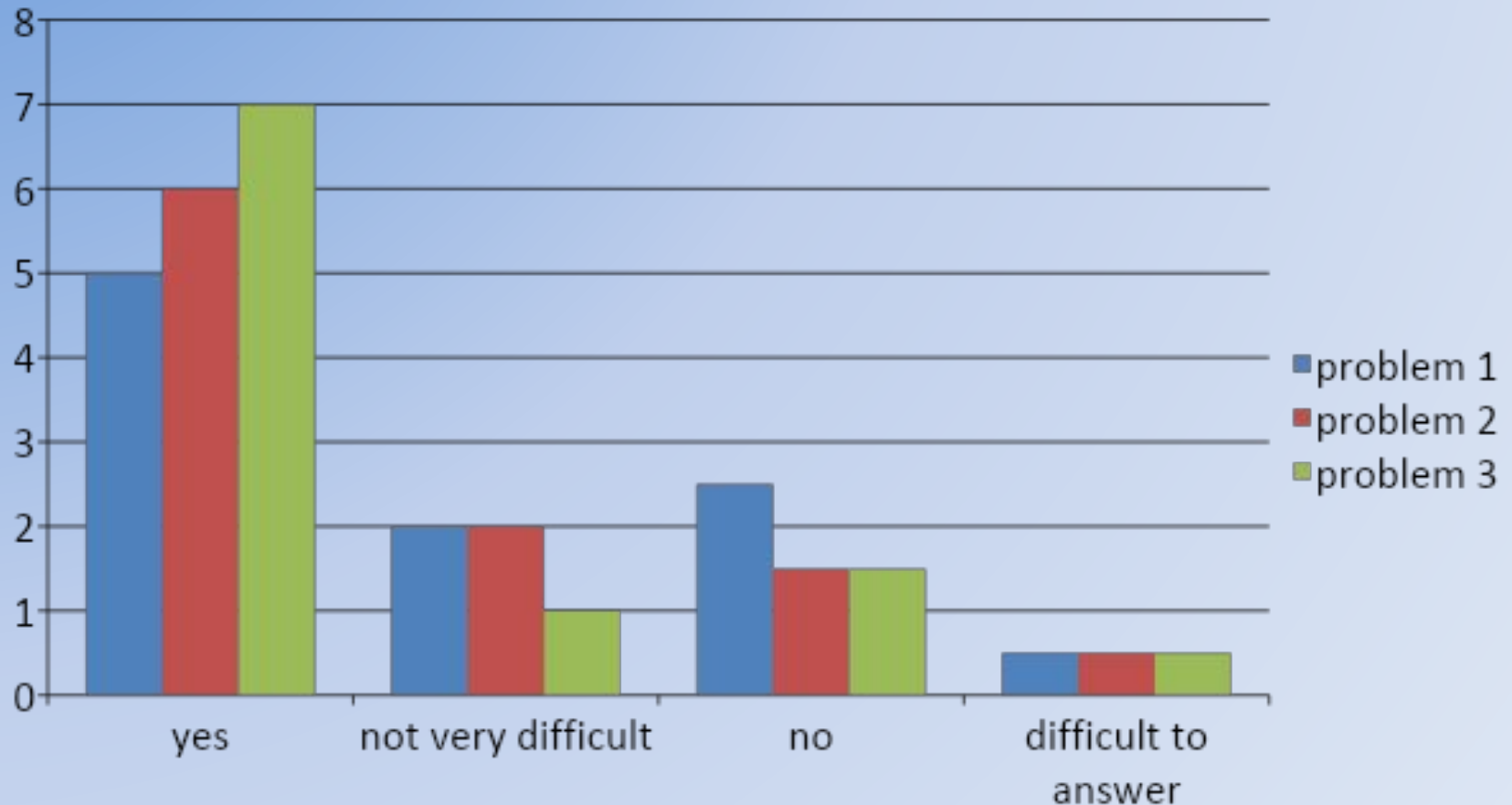


“My Language Bag”

- is it easy to do tasks in the section “My Language Bag”?
- Are the tasks of the section “My Language Bag” easy?
- Are the tasks in the section “My Language Bag” interesting?



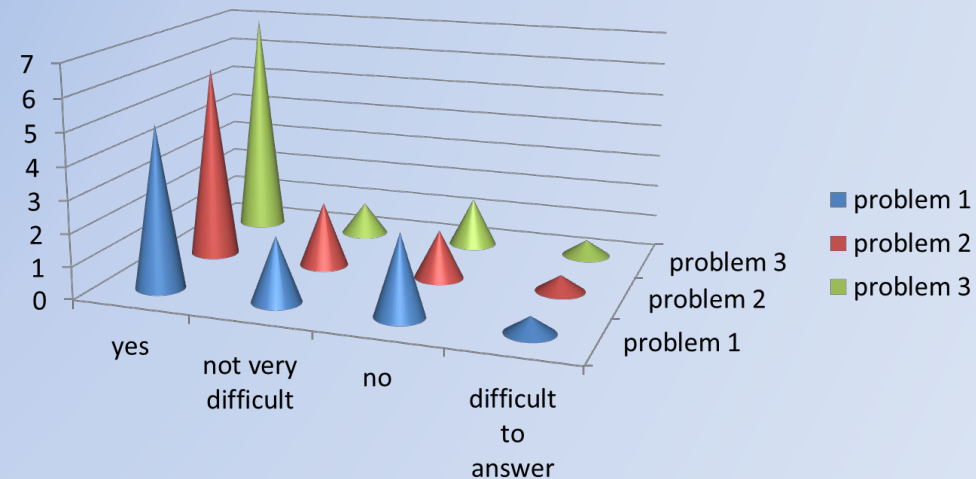
Results of a small interview



Our summary of a small interview

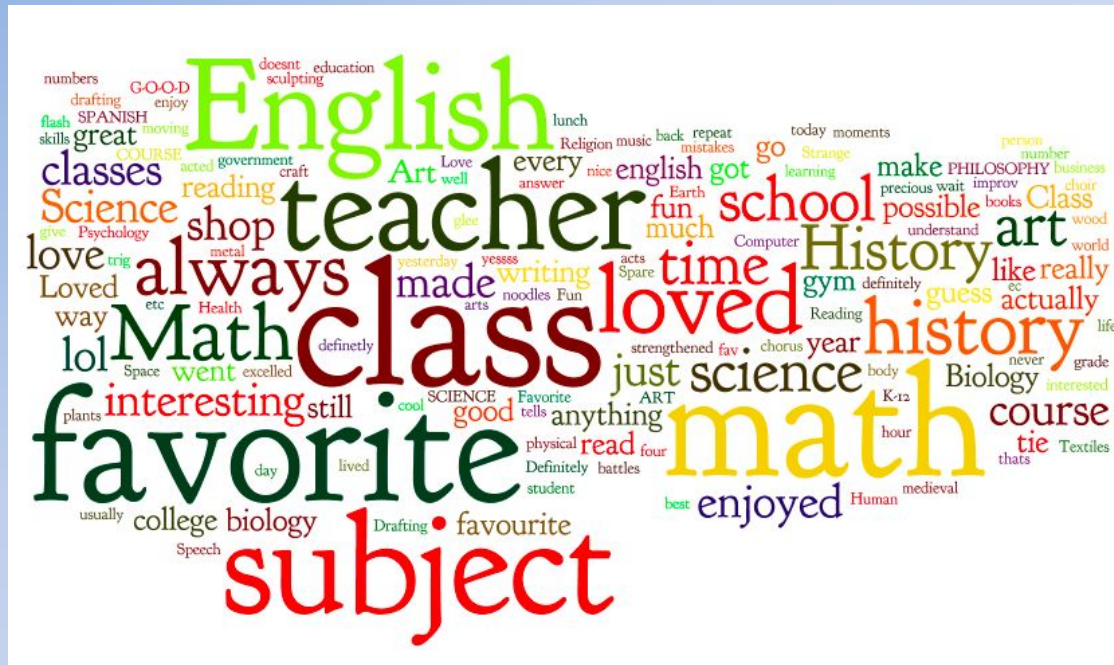
We concluded that the **majority** of students of the 6th grade

- gladly do the tasks,
- tasks are not difficult,
- tasks are interesting,
- there are students who find it difficult to answer our questions, they do not like such tasks at all.



“My Language Bag”

We like this activity and the next academic year we will continue this work.



Bibliography

- Spotlight 6. Student's Book
- Spotlight 6. Work Book 6
- Spotlight 6. Language Portfolio





THANK YOU
for your
ATTENTION!