

# Opportunities

Elementary

Michael Harris  
David Mower  
Anna Sikorzyńska



NEW

# Opportunities

- Learning to Learn
- Module 1 Friends
- Module 2 Personality**
- Module 3 Around Town
- Module 4 Going Places
- Module 5 History
- Module 6 Telling Stories
- Module 7 Healthy Living
- Module 8 Sport
- Module 9 Holidays
- Module 10 Cultures
- Module 11 Image
- Module 12 Celebrities
- Module 13 Volunteers
- Module 14 Shopping
- Module 15 Computers
- Module 16 Space
- Credits

page: 19



pages: 20-21

pages: 22-23

pages: 24-25

page: 26

**WE ARE DIFFERENT  
BUT WE ARE  
TOGETHER.  
PERSONALITY.**



# 2 Personality

## In this module you ...

- talk about personalities and interests; practice saying preferences
- listen to descriptions and dialogues
- read a questionnaire, descriptions and a letter
- write a personal letter
- learn about Present Simple questions and answers of frequency

## Warm-up

→ page 11 and A-Z

- 1 Check you understand the Key Words. Listen and repeat them.

### KEY WORDS

**Personality:** active, friendly, hard-working, helpful, honest, lazy, outgoing, quiet, romantic, shy

**Moods:** bored, happy, sad, worried, in a good/bad mood

- 2 Look at the photos of the boy. What mood is he in?

Example

In photo 10, he's in a good mood.

- 3 Imagine the personality of the girl in the photo. Tell the class.

Example

I think she's ... She isn't ...

- 4 Listen to four descriptions of people. Write the number of each person next to the adjectives.


- |                                   |                                   |                                       |
|-----------------------------------|-----------------------------------|---------------------------------------|
| <input type="checkbox"/> active   | <input type="checkbox"/> friendly | <input type="checkbox"/> hard-working |
| <input type="checkbox"/> honest   | <input type="checkbox"/> helpful  | <input type="checkbox"/> lazy         |
| <input type="checkbox"/> outgoing | <input type="checkbox"/> quiet    | <input type="checkbox"/> shy          |
| <input type="checkbox"/> romantic |                                   |                                       |

→ pages 11-12

- 5 Work in pairs. Choose adjectives from the Key Words in Exercise 1 to describe your friends and family.

### KEY WORDS: Family

aunt, brother, cousin, father, grandfather, grandmother, mother, sister, uncle



10





## Warm-up

 page 11 and A-Z



**1** Check you understand the Key Words. Listen and repeat them.

### KEY WORDS

**Personality:** active, friendly, hard-working, helpful, honest, lazy, outgoing, quiet, romantic, shy

**Moods:** bored, happy, sad, serious, in a good/bad mood

**2** Look at the photos of the boy. What mood is he in?

#### Example

*In photo 10, he's in a good mood.*

**3** Imagine the personality of the girl in the photo. Tell the class.

#### Example

*I think she's ... . She isn't ...*



ity



## KEY WORDS

**Personality:** active, friendly, hard-working, helpful, honest, lazy, outgoing, quiet, romantic, shy

**Moods:** bored, happy, sad, serious, in a good/bad mood





**4** Listen to four descriptions of people.  
Write the number of each person next to  
the adjectives.

- |                                   |                                   |                                       |
|-----------------------------------|-----------------------------------|---------------------------------------|
| <input type="checkbox"/> active   | <input type="checkbox"/> friendly | <input type="checkbox"/> hard-working |
| <input type="checkbox"/> honest   | <input type="checkbox"/> helpful  | <input type="checkbox"/> lazy         |
| <input type="checkbox"/> outgoing | <input type="checkbox"/> quiet    | <input type="checkbox"/> shy          |
| <input type="checkbox"/> romantic |                                   |                                       |

 pages 11-12



**5** Work in pairs. Choose adjectives from  
the Key Words in Exercise 1 to describe  
your friends and family.

**KEY WORDS: Family**

aunt, brother, cousin, father, grandfather,  
grandmother, mother, sister, uncle

aunt, brother, cousin, father, grandfather,  
grandmother, mother, sister, uncle

19



- My mum? Well, she's active *and* hard-working. She *works* a lot. She doesn't *stop*. And she's *very* helpful. She helps *me* a lot.
- My friend Jack. Well, Jack's really *shy*. But when you know him, he's a friendly *person*. He's a good *friend*, very honest.
- My grandfather? I *think* he is romantic. He loves *romantic* films. Er, and *he's* a very quiet person.
- My sister *is* outgoing. She loves *people* ... parties, going out, making friends. And *she* isn't shy! But, er, she isn't *hard-working*. She *doesn't* work a lot at school and her *teachers* say she's lazy.





## 5 Your Interests

### SKILLS FOCUS

**Before you start**

page 6 and A-Z

- 1 Listen to the Key Words. Underline the three words you don't hear.

**KEY WORDS:** *Hobbies and interests*

acting, art, dancing, drawing, gardening, history, making models, music, painting, playing chess, playing an instrument, science, singing, taking photos, watching films

- 2 Read the examples and write three sentences about your hobbies and interests.

**Examples**

I'm good at playing chess.  
I'm interested in history.  
I'm bad at drawing.

- 3 Work in groups. Tell the others about your hobbies and interests.

**Reading**

- 4 Look at the pictures (A-D) and choose your favourite. Think about colour and shapes.

- 5 Read the description from your favourite picture. Does it describe your personality? Tell the class.

**Example**

I like Picture A. The description is almost right. I love going to parties and I love sport but I'm not interested in acting.

- 6 Read the four descriptions again. Are these statements true (T) or false (F)?

- 1  Picture A people often go to bed late.
- 2  Picture A people are usually shy.
- 3  Picture B people are interested in machines and computers.
- 4  Picture C people always do their homework.
- 5  Picture D people are good at making things.

**PICTURE A**

You are a very friendly, outgoing person. You sometimes get sad but you are usually very happy. You love going to parties and dancing. You are good at acting and singing. You like playing sports, for example, basketball and volleyball. You like going out with your friends and you don't like being at home a lot. And you don't like going to bed early!



**PICTURE B**

You are a quiet person and you are sometimes shy. You like being at home and you are never bored. For example, you love reading, listening to music or writing emails to your friends. You don't like going to big parties and you hate noisy clubs. But you love talking to your friends for hours. You are very romantic and you love watching sad films.


**PICTURE C**

You are a very relaxed person and you don't often get nervous or angry. You love animals and you are very interested in nature. You like gardening and you are good at painting. You don't like doing your homework and your teacher sometimes says you are lazy! You love being outside and being active. You don't like sitting at home watching TV for hours.



**PICTURE D**

You are a very practical person. You are good at making things with your hands, for example, making models, and cooking. You like using computers and you love making things. You like playing chess and computer games. You don't like acting and singing and you are not very good at painting. You are very hard-working and always do your homework!



**Vocabulary: Adjectives**

- 7 Match the adjectives (1-5) with their opposites (a-e) from the text.

1 happy 2 hard-working 3 nervous 4 outgoing 5 quiet  
a very b shy c noisy d sad e relaxed

**Listening**

- 8 Read the Strategies.

**LISTENING STRATEGIES: Prediction**

- Before you listen, read the questions.
- Look at the pictures and think about what you know about the people or the topic.
- Guess answers to the questions.

Follow the Strategies and guess the answers to these questions.

- 1 What are Mick's hobbies?
- 2 What are Terry's hobbies?
- 3 What school subjects does Terry like?
- 4 What subjects does Mick like?
- 5 Do Mick and Terry like the same things?

- 9 Now listen and check your answers.

- 10 Listen again and complete the Function File with the words below.

about, don't like, don't mind, hate, into (s), like (s), love, OK

**FUNCTION FILE**

**Preferences**

What things do you <sup>1</sup> like, Mick?  
I really <sup>2</sup> reading.  
I <sup>3</sup> playing computer games.  
What <sup>4</sup> you?  
I'm really <sup>5</sup> sport.  
I <sup>6</sup> tennis but I really <sup>7</sup> basketball.  
What are you <sup>8</sup> ?  
Do you <sup>9</sup> photography?  
I <sup>10</sup> art at school.  
I think maths is <sup>11</sup> .

- 10 Classify the preferences in the Function File.

Questions	😊	
Likes	😊	
Dislikes	😞	
Neutral	😊	

**Speaking**

- 11 Write sentences about your preferences. Use expressions from the Function File.

**Example**  
I hate cooking.

- 12 Work in pairs. Ask and answer questions about your preferences.

**Example**

A Do you like chess?  
B No, I don't.



Module 2



5 Your Interests

SKILLS

# 5 Your Interests

Personality

Before you start

page 6 and A-Z

- 1 Listen to the Key Words. Underline the three words you don't hear.

KEY WORDS: Hobbies and Interests

acting, art, dancing, drawing, gardening, history, making models, music, painting, playing chess, playing an instrument, science, singing, taking photos, watching films

- 2 Read the examples and write three sentences about your hobbies and interests.

Examples  
I'm good at playing chess.  
I'm interested in history.  
I'm bad at drawing.

- 3 Work in groups. Tell the others about your hobbies and interests.

Reading

- 4 Look at the pictures (A-D) and choose your favourite. Think about colour and shapes.

- 5 Read the description from your favourite picture. Does it describe your personality? Tell the class.

Example

I like Picture A. The description is almost right. I love going to parties and I love sport but I'm not interested in acting.

- 6 Read the four descriptions again. Are these statements true (T) or false (F)?

- 1  Picture A people often go to bed late.
- 2  Picture A people are usually shy.
- 3  Picture B people are interested in machines and computers.
- 4  Picture C people always do their homework.
- 5  Picture D people are good at making things.

PICTURE A  
You are a very friendly, outgoing person. You sometimes get lost but...



Before you start

page 6 and A-Z



- 1 Listen to the Key Words. Underline the three words you don't hear.

KEY WORDS: Hobbies and Interests

acting, art, dancing, drawing, gardening, history, making models, music, painting, playing chess, playing an instrument, science, singing, taking photos, watching films

- 2 Read the examples and write three sentences about your hobbies and interests.

Examples

I'm good at playing chess.  
I'm interested in history.  
I'm bad at drawing.

- 3 Work in groups. Tell the others about your hobbies and interests.

- 9 Listen again and complete the Function File with the words below.

about, don't like, don't mind, hate, into (s), like (x5), love, OK

FUNCTION FILE

Preferences  
What things do you <sup>1</sup> like, Mick?  
I really <sup>2</sup> reading.  
I <sup>3</sup> playing computer games.  
What <sup>4</sup> you?  
Do you <sup>5</sup> sport?  
I <sup>6</sup> tennis but I really <sup>7</sup> basketball.  
What are you <sup>8</sup> ?  
Do you <sup>9</sup> photography?  
I <sup>10</sup> art at school.  
I think maths is <sup>11</sup> .

- 10 Classify the preferences in the Function File.

Questions	?
Likes	😊
Dislikes	😞
Neutral	😐



opposites (a-e)

opposite 5 quiet



Speaking

- 11 Write sentences about your preferences. Use expressions from the Function File.

Example  
I hate cooking.

- 12 Work in pairs. Ask and answer questions about your preferences.

Example

A Do you like chess?  
B Oh, I do?



**1 Listen to the Key Words. Underline the three words you don't hear.**



**KEY WORDS: Hobbies and Interests**

acting, art, dancing, drawing, gardening, history, making models, music, painting, playing chess, playing an instrument, science, singing, taking photos, watching films

**2 Read the examples and write three sentences about your hobbies and interests.**

**Examples**

*I'm good at playing chess.*

*I'm interested in history.*

*I'm bad at drawing.*

**3 Work in groups. Tell the others about your hobbies and interests.**

Module 2



## 5 Your Interests

Before you start

page 5 and A-2

1 Listen to the Key Words. Underline the three words you don't hear.

**KEY WORDS:** *hobbies and interests*  
acting, art, dancing, drawing, gardening,  
history, making models, music, painting,  
playing chess, playing an instrument, science,  
singing, taking photos, watching films

2 Read the examples and write three sentences about your hobbies and interests.

**Examples**  
I'm good at playing chess.  
I'm interested in history.  
I'm bad at drawing.

3 Work in groups. Tell the others about your hobbies and interests.

### Reading

4 Look at the pictures (A-D) and choose your favourite. Think about colour and shapes.

5 Read the description from your favourite picture. Does it describe your personality? Tell the class.

**Example**  
I like Picture A. The description is almost right. I love going to parties and I love sport but I'm not interested in acting.

6 Read the four descriptions again. Are these statements true (T) or false (F)?

- 1  Picture A people often go to bed late.
- 2  Picture A people are usually shy.
- 3  Picture B people are interested in machines and computers.
- 4  Picture C people always do their homework.
- 5  Picture D people are good at making things.

PIC You are outgoing and you like sports. You are interested in science and you don't like going to parties.



PIC You are person and you get nervous and very shy. You like machines and computers. You don't like homework. You are lazy and you do your homework late.

## Reading

4 Look at the pictures (A-D) and choose your favourite. Think about colour and shapes.

5 Read the description from your favourite picture. Does it describe your personality? Tell the class.

### Example

*I like Picture A. The description is almost right. I love going to parties and I love sport but I'm not interested in acting.*

6 Read the four descriptions again. Are these statements true (T) or false (F)?

- 1  Picture A people often go to bed late.
- 2  Picture A people are usually shy.
- 3  Picture B people are interested in machines and computers.
- 4  Picture C people always do their homework.
- 5  Picture D people are good at making things.

## Personality

1 Listen again and complete the Function File with the words below.

about, don't like, don't mind, hate, into (s), like (s), love, OK

### FUNCTION FILE

**Preferences**  
What things do you <sup>1</sup> like? Mick?  
I really <sup>2</sup> reading.  
I <sup>3</sup> playing computer games.  
What <sup>4</sup> you?  
I'm really <sup>5</sup> sport.  
I <sup>6</sup> tennis but I really  
<sup>7</sup> basketball.  
What are you <sup>8</sup>?  
Do you <sup>9</sup> photography?  
I <sup>10</sup> art at school.  
I think maths is <sup>11</sup>.

10 Classify the preferences in the Function File.

Questions	?	
Likes	😊	
Dislikes	😞	
Neutral	😐	

### Speaking

11 Write sentences about your preferences. Use expressions from the Function File.

**Example**  
I hate cooking.

12 Work in pairs. Ask and answer questions about your preferences.

**Example**  
A Do you like chess?  
B No, I don't.





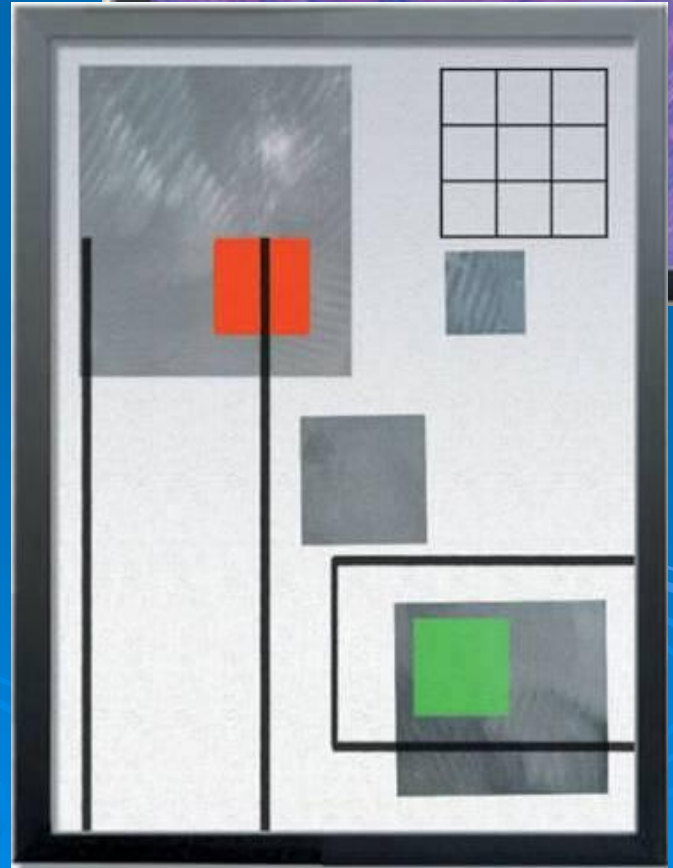
A



B



C



D

# What Am I like?

*I am active and outgoing*



*I am good at painting*

*I like parties and making friends  
but sometimes I'm shy  
and I'm bad at playing chess  
when I'm in a good mood I'm HAPPY*

And what about YOU ?



*WHAT ARE YOU LIKE ?*