

# Telling a Story

## A Bad Start to the Day



UNIT 8-LESSON 43 УМК КОМАРОВА Ю.А.  
5 КЛАССС  
АВТОР-ШАЛЫГИНА Г.М.  
Г.ЛЕСОСИБИРСК  
МБУ СОШ№2

Look at the pictures . Can you guess what the theme of our lesson is?



School?  
city?  
my day (day activities)?



the purpose of our lesson

speaking

objectives of the lesson:

tell about your day.

6. Playing the Memory game

the dialogue

We will practice words and phrases, answer the questions, make dialogues and tell about your day.

5. Regular and irregular verbs

4. Phrasal verbs

3. switched off / didn't switch off

2. Practise saying new words



1. Listening to the dialogue

## Practice saying new words pair

**Have-had-иметь**

**Wake up-woke up-просыпаться**


**Close-closed-закрывать**

**Arrive-arrived-прибывать**

**Switch off-switched off-выключат**



Criteria1-1.2-2.3-3.4-4.5-5



## 2. Listen to the dialogue and say what happened to Wayne.

- 1. WOKE UP LATE
- 2. LEFT HIS SCIENCE HOMEWORK AT HOME
- 3. DIDN'T CLOSE HIS BEDROOM WINDOW
- 4. DIDN'T SWITCH OFF THE LIGHT
- 5. ARRIVED ON TIME



# Past Simple

Наречия времени с которыми  
Используется Past Simple:


yesterday (вчера), then (потом),  
when (когда), last night/month/year  
(прошлой ночью, в прошлом  
месяце/году),

in 1985/..., two days ago (два дня  
тому назад).



### 3. look at the picture in ex.2, page 108 and choose the

correct sentences



1. Made/**didn't** make his bed
2. drank/**didn't drink** a glass of milk
3. ate/**didn't eat** his sandwich
4. switched off /**didn't switch** off the TV.
5. cleaned /**didn't clean** his teeth.
6. picked up/ **didn't pick up** his clothes



Criteria 1-1.2-2.3-3.  
4-4.5-5



Make a dialogue using **did you...?**

1. **switch off** the TV./the light/the computer

2. **put on** the clothes

3. **Wake up** early in the morning

4. **Pick up** your school things



5. Arrive to school on time

6. clean your teeth.

7. **eat** the sandwich

8. make the bed

9. close the window



Whose dialogue did you like best?  
(промежуточная рефлексия)

10. leave your homework at home



1. **switch off** the TV./the light/the computer




## 4. Phrasal verbs



4. **Pick up** toys




2. **put on** the clothes



3. **Wake up** early in the morning

# The Memory Game



# 5.Regular and irregular verbs

w.b.-ex4, page61(a,b)

	Regular-ed	Irregular-2 <sup>nd</sup> form
buy		

# 5.Regular and irregular verbs

w.b.-ex4, page61(a,b)

	Regular-ed	Irregular-2 <sup>nd</sup> form
buy		bought
clean	clean <b>ed</b>	
close	close <b>d</b>	
drink		drank
eat		ate
feed		fed
go		went
Have-		had
make		made
open	open <b>ed</b>	

Criteria 2-1. 4-2. 6-3. 8-4. 10-5.

# Relaxation



## ФИЗКУЛЬТМИНУТКА



**Hands up,  
Hands down.  
Hands on hips.  
Hands on  
shoulders.  
Hands up,  
Hands down.  
Hands on hips.  
Sit down.**

6. Complete the sentences about what Zack and Zoe did or didn't do yesterday  
ex5/page61-work book



# let's check ex5,page 61

- 1.Zack cleaned his teeth.
- 2.Zoe didn't drink her orange juice.
- 3.Zack didn't eat his breakfast yesterday.
- 4.Zoe put on her school uniform yesterday.
- 5.Zack fed the cat yesterday.
- 6.Zoe didn't pick up her school bag.

# reflection of the lesson

Name,

\_\_\_\_\_

\_\_\_\_\_ surname \_\_\_\_\_

	I know the words	I can use the words in the sentences	I can ask and answer the questions about the family	I can draw a family tree	I can read and understand the text about the Simpsons	At home I can make the story about my day
Very well						
Ok						
Not very well						





# ***Шаблон презентаци и***

*Автор : Фокина Лидия Петровна,  
учитель начальных классов МКОУ «СОШ ст. Евсино»  
Искитимского района Новосибирской области  
2017*

# Информационные источники

Фон

Бусинки

Розы

Вы можете использовать  
данное оформление  
для создания своих презентаций,  
но в своей презентации вы должны указать  
источник шаблона:

Фокина Лидия Петровна  
учитель начальных классов  
МКОУ «СОШ ст. Евсино»  
Искитимского района  
Новосибирской области

**Сайт <http://linda6035.ucoz.ru/>**